

wire tech 100[®] for hotels

High-quality shelving systems flexibly combined



wire tech 100[®] for hotels

Maximum use of space thanks to a wide range of shelf sizes

- > Made in Germany – short delivery channels, high quality
- > High load capacity of up to 1,000 kg
- > Easy to assemble, no tools or assembly team required

■ **wire tech 100 impresses** with its high load capacity and reliability. With a click system for easy assembly and modular design, the wire tech 100 offers great flexibility.

Thanks to its modular design and wide range of sizes, the wire tech 100 can be used in many different ways in your hotel.

Overview of possible areas of application:

- Dry storage
- Housekeeping storage
- Housekeeping floor office
- Stewarding storage
- Suitcase storage room
- Technical rooms
- Beverage storage
- Kitchen and cold storage

The trick with the click

■ **The wire tech 100 click system** is designed to make the shelving units easy to assemble and quick to adapt when new products are being stocked.

MAKE IT AS EASY AS POSSIBLE FOR YOURSELF!

Wanzl shelving systems offer smooth connections between components coupled with high shelf stability. With just a few clicks, the bracket and wire shelf can be connected to each other and the bracket fixed to the upright.



wire tech 100


■ **The high-quality shelving system from Wanzl impresses with its high flexibility and modular design.**

Decades of retail experience ensure reliability even in the toughest conditions. Use this tried-and-tested Wanzl quality in the hotel as well


Adaptable for more storage space: whether back panel, shelf or plinth elements: wire tech 100 adapts to your needs and the requirements of your hotel – not the other way around. The shelves can be attached at 25 mm intervals, allowing shelf heights to be adapted perfectly to the size of the products. A row of shelves can also be easily adapted to changing requirements. Thanks to intelligent click connections, existing shelving units can be expanded as required.




Axis dimensions



625 axis



1,000 axis



1,250 axis



1,333 axis


Basic units and end display unit



Wall unit



Gondola unit



End display unit

Back panels

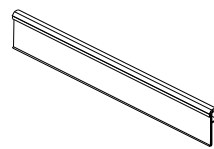


Wire mesh

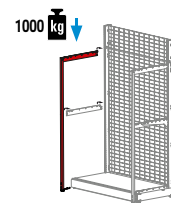


Sheet metal

Accessories



Labelling rail



Support tube for heavy loads

Shelves



Wire shelf



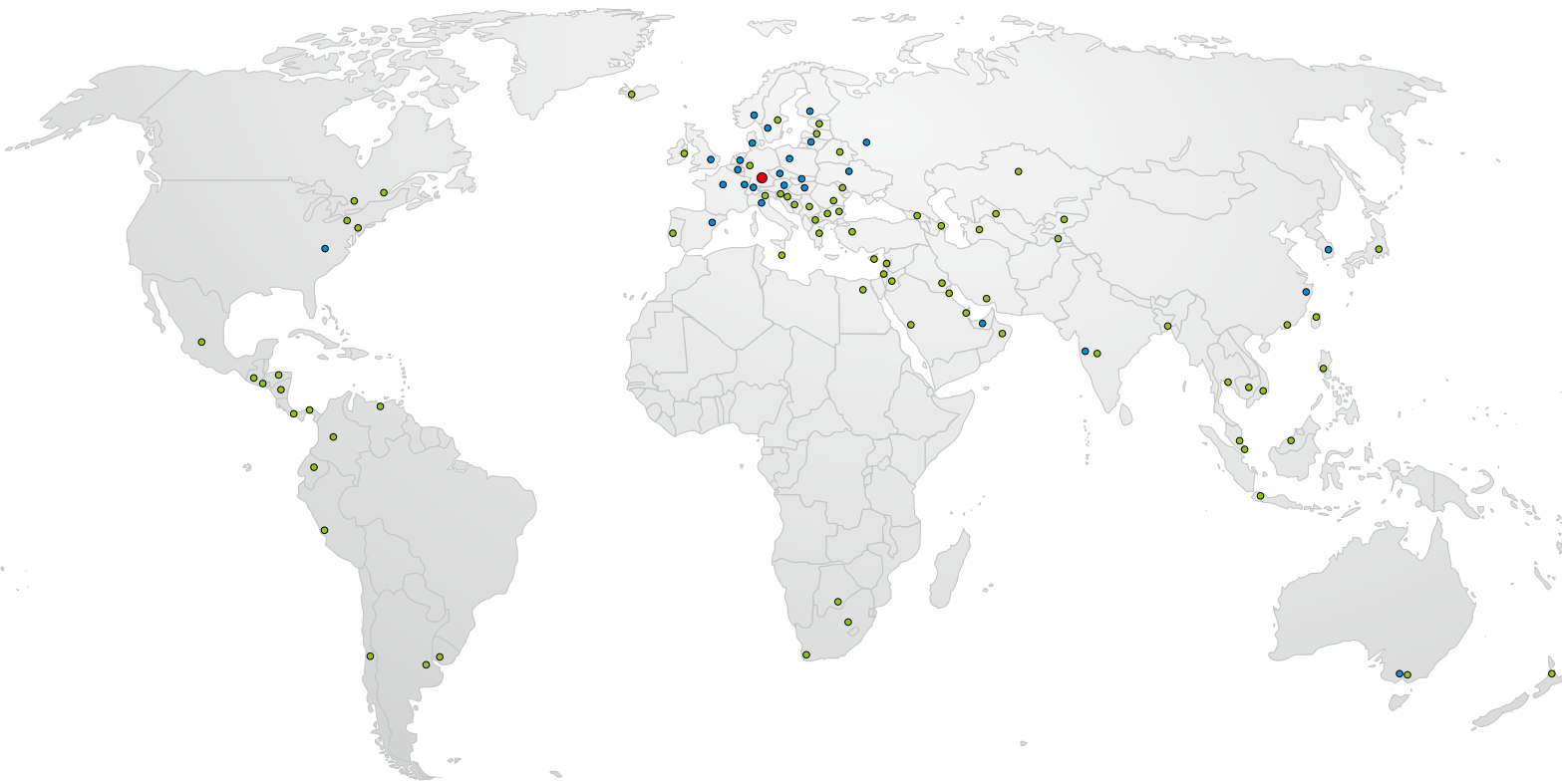
Sheet metal shelf



Clip-on basket



Divider clip-on basket



Wanzl worldwide

- Head Office
- Subsidiaries
- Partners



GERMANY
Wanzl GmbH & Co. KGaA
Rudolf-Wanzl-Straße 4
89340 Leipheim

Phone +49 (0) 82 21 / 7 29-0
Fax +49 (0) 82 21 / 7 29-6530

hotel@wanzl.com
www.wanzl.com