



| FIT FOR THE FUTURE

Studio equipment "Made by Wanzl"

KEEP FIT WITH WANZL

Run your studio efficiently – with bespoke design

■ **Well over ten million people** in Germany are now members of a gym or a studio chain – and it's a trend that is on the rise.

Beyond the original purpose of improving your strength and endurance, these establishments have long since developed into "oases of health" with a high lifestyle and communication factor.

Anyone looking to join a gym these days can choose between various comprehensive packages in which the style, design and functionality of the fitness environment play a dominant role.

The team here at Wanzl are paving the way for you:

- As a specialist for entrance and exit solutions that provides access gates, turnstiles or even multi-function terminals for gyms, as well as for other sport and healthcare facilities such as day spas or leisure pools
- As a specialist for staff-free access solutions with a high level of security for extended opening hours up to 24/7
- As a professional planner and fitter offering "360-degree service" for the entire interior of your gym
- As a provider of software solutions for access management, class bookings, locker management, membership fee management and much more

More than 800 gyms in the German-speaking region already rely on Wanzl solutions: and this number is on the rise!



↑ **SAFE SEPARATION**

Wanzl turnstiles ensure quick and controlled access to protected areas for members.





*// Access solutions from Wanzl
for more efficient operations! //*

↑ **TRANSPARENCY AS A PRINCIPLE**
Access solutions from Wanzl ensure smooth operation.



Do you want a permanent overview of your studio's occupancy levels and your members' visiting times?

Then the **Wanzl Access Manager** is your tool of choice. Whether you control entrances and exits with RFID cards or wristbands, bar codes or QR codes: we can connect our software to existing systems via an API interface. Entry times, length of stay and exit times can be recorded and converted into a systematic evaluation. On the basis of this information, you not only have the opportunity to allocate your personnel for optimum efficiency, but also link your pricing to opening hours, for example.




↔ **CI TAKES PRIORITY!**

Wanzl customers can choose the colour design of any finishes and the illuminated glass elements to match the design of the entrance/exit zones.

| 24/7 ACCESS TO YOUR STUDIO

Galaxy Gate 1.1 and Galaxyport swing doors

■ **With the Wanzl Galaxy Gate and the Galaxyport swing gates,** we offer you, as a gym operator, the ideal introduction to the world of digital access solutions and thus the best possible conditions for staff-free access control for your visitors and members. Thanks to integrated sensors and individually configurable security settings, unauthorised tampering to gain access to member areas can be effectively prevented. Another visual highlight: it impresses with timeless elegance and also provides orientation thanks to signal-controlled customer guidance systems.



↑ ↑ → **GALAXY GATE ACCESS GATE**
Controlled by sensors, the toughened safety glass swivel arms ensure optimum protection of passage zones and allow for variable opening and closing scenarios. Finishes can be freely adapted according to customer requirements and in line with their branding and interior design.

↑ **INFO DISPLAY**
The 7-inch info display shows key input and output data such as date, time, entry or blocking information.





↕ → GALAXYPORT SWING GATES

The Wanzl Galaxyport extends Wanzl access solutions to offer barrier-free passage, so that wheelchair users, for instance, have free access to your studio. It is designed as a real space-saver and allows for passages of up to 1,200 mm with a very small footprint. Individual branding and colour options transform it into your very own gate!



← GALAXYPORT

Entry and control functions for staff-free movement of members.



Digital access gates from Wanzl: safety first!

Whether tailgating, forcible pushing or holding open, climbing over or crawling under: our gate solutions, equipped with intelligent sensor technology, detect if anyone is attempting to gain unauthorised access to your studio, enabling staff-free access control.

You are also well equipped for emergencies:

- Certified escape route approval
- The panic function allows the access system to be pushed open in emergency situations
- Free rotation of the swivel arms without an electricity supply
- Optional emergency OPEN button on the gate or mounted externally
- Thanks to the fire alarm contact, the swivel arms open automatically in the event of emergency signals



wanzl

|| Configure your Galaxy Gate® 1.1 online now ||



QUICK ACCESS – INDIVIDUAL SELECTION


Wanzl Sirio and EasyGo turnstiles

■ **Even with high levels of footfall,** Wanzl turnstiles such as Sirio and EasyGo ensure fast, consistently controlled access to your protected member and visitor areas. The turnstiles' rotary movements are triggered automatically by contact or contactlessly, as required. Tampering attempts and unauthorised access can be

effectively prevented or indicated immediately via an alarm. Special access options can be achieved in combination with the Galaxyport door, for example. EasyGo also requires minimal space.

↓ **THE (CONTACTLESS) CONTACT**
between cards and card readers is one of the easiest and fastest access options.

↓↔↔ **TURNSTILES**
are still one of the most popular entrance solutions for gyms, as they can separate people clearly.



Functional down to the last detail combined with a sophisticated safety concept: that is what you can expect from the Sirio and EasyGo turnstiles from Wanzl.

You can choose between a two-arm or three-arm pivotal centre design to minimise the space required for your access zone. Made of robust stainless steel, each turnstile is equipped with light barriers and contact sensors and can be parameterised fourfold via the existing interfaces.

Depending on your gym's access concept, up to 25 people can be admitted and registered per minute.



↑ **TWO-ARM EASYGO TURNSTILE:**
robust – sleek – elegant – reliable.
➤ **EASYGO TURNSTILE FOR WALL MOUNTING**
Equipment with optional LED clearance signal lights

↑ **IDEAL EXTENSION FOR CONTROLLED ACCESS:**
Wanzl partitions with glass elements

Comparison of access system functions

| | Galaxy Gate | Galaxy Port | Sirio | EasyGo |
|--|-----------------|-------------|-------|--------|
| Passage width (in mm) | 576, 976, 1,276 | 550, 1,200 | 550 | 550 |
| Bi-directional entry & exit | ✓ | ✓ | ✓ | ✓ |
| Status indicator | ✓ | ✓ | ✓ | ✓ |
| Lighting package | ✓ | ✓ | | |
| Stainless steel finish | ✓ | ✓ | ✓ | ✓ |
| Powder coating according to RAL (optional) | ✓ | ✓ | | |
| Rate of traffic per minute | 20 | 10 | 20 | 20 |
| Wanzl Access Manager (optional) | ✓ | ✓ | ✓ | ✓ |
| Remote access for software updates | ✓ | ✓ | | |
| Alarm system | ✓ | ✓ | ✓ | ✓ |
| Panic function | ✓ | ✓ | ✓ | ✓ |
| Escape route certification | ✓ | ✓ | | |
| TÜV certification | ✓ | ✓ | | |
| UL certification | ✓ | ✓ | | |
| Allows disabled access | ✓ | ✓ | | |
| Crawl guard | ✓ | ✓ | | |
| Assembly on fitted floors | ✓ | ✓ | ✓ | ✓ |
| Connection/contact for central fire alarm system | ✓ | ✓ | ✓ | ✓ |

WANZL TERMINALS

Multi-talented solutions at your customer touchpoints

■ **Would you like to give your members and visitors the opportunity** to manage their personal data or payment transactions on site and ensure access at any time? – With the versatile terminals from Wanzl, you can expand your gym's scope of services and save valuable working time for your personnel. The central communication interface between customers and your gym is the touch screen with its intuitive user interface.

Visitors to your gym can easily:

- Apply for membership and, at the same time, receive immediate access through correspondingly triggered payment transactions
- View membership data and update it if necessary
- Purchase (day) passes

Wanzl terminals can offer the entire range of payment options: Debit/credit card terminal with PIN pad, coin and banknote intake, NFC and prepaid functions.



↑ **TERMINAL V17**

is your assistant for staff-free, digital member and visitor management. Equipped with a 17-inch touchscreen as standard, it facilitates quick payment transactions, data changes or the printing of passes and receipts.

→ **TERMINAL V21**

The 21" multi-touch display, LED light control and flexible tile technology make ordering, administration and payment processes easier than ever for your members.





← **TERMINAL V21**

Robustness and flexibility, but above all its wide range of high-end functions make the V21 terminal an indispensable assistant. Take advantage of this so you can use your personnel for other jobs!



↑↑ **CONVENIENT PAYMENT**

Be it debit or credit cards, coin or banknote collection: at our terminals, you can pay the way you want.

↑ **INTEGRATED TOUCH SCREEN**

Interaction - "easy going": Wanzl touch screens make payment or administration processes easier than ever.

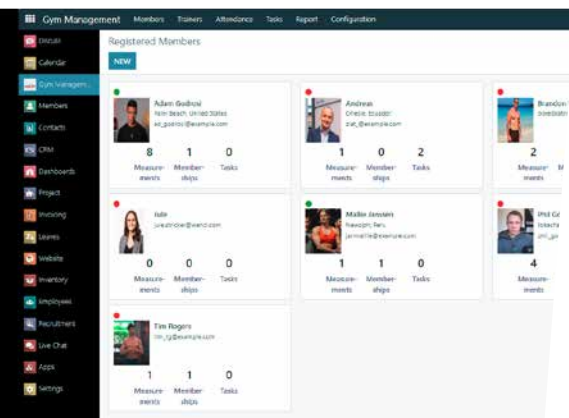
SOFTWARE AS AN INFO HUB

Make the right decisions with Wanzl studio software

■ **Nowadays, smooth studio operations** are largely dependent on the reliability, availability and performance of IT equipment. In addition to the use of robust IT components, software applications play a major role here.

With the Wanzl Access Manager administration app and the “ETISS GYM” fitness software, we provide studio operators with solutions that not only offer you dashboard functions in conjunction with the hardware used, but can also make things easier for you in many ways with the automated transfer of entire work packages (particularly in the area of member administration).

↓ ETISS GYM



↓ PEOPLE COUNTING



→ OUR PEOPLE COUNTING

FUNCTION gives you an accurate overview of the number of members who are in your studio or a defined area at a specific time. These figures can be detected by sensors installed on the ceiling.

In this way, you are always informed about the occupancy levels of your gym or class studios, for example, and can use this information for making decisions – for example in relation to future occupancy plans.

Fitness software

Front end for reception staff –
back end for accounting:
as a new software development,
"ETISS GYM" simplifies the control
of management and administration
tasks for studio operators and their
customers, thereby relieving their
service personnel.



TESTIMONIALS

CUSTOMER FEEDBACK



"The Galaxy Gates blend perfectly into our newly designed studios. We were impressed by the modern design and practical functions offered by the Access Manager app! We were particularly pleased with the quick communication and the sound advice and planning provided by Wanzl."

**DENNIS FRANK, CHIEF EXECUTIVE OFFICER
TOPFIT FITNESS- UND FREIZEITANLAGEN GMBH & CO. KG**

■ **360° service**

For us, this means: a full range of services for you – from planning to assembly and acceptance. With us, you get a complete, all-round, hassle-free package. Highly qualified service partners assemble the solutions on site and are on hand to provide advice and assistance until final commissioning. Of course, integration of the hardware and software supplied by us into your existing IT systems is also part of our service portfolio. Monthly or annual service contracts safeguard your operations on a permanent basis!



wanzl

VISIT US AT
www.wanzl.com



GERMANY
Wanzl GmbH & Co. KGaA
Rudolf-Wanzl-Straße 4
89340 Leipheim

Phone +49(0)8221/729-0
info@wanzl.com
www.wanzl.com

GREAT BRITAIN
Wanzl Ltd.
Europa House
Heathcote Lane
Warwick CV34 6SP

Phone +44(0)1926/451951
enquiries@wanzl.co.uk
www.wanzl.com

AUSTRALIA
Wanzl Australia Pty Ltd
37A Miles Street
VIC 3170 Mulgrave

Phone +61(0)3/98082299
info.au@wanzl.com
www.wanzl.com



Dimensions in mm, specifications approximate, colours similar to RAL, design subject to changes.
Illustrations may show optional equipment. © Wanzl GmbH & Co. KGaA 2023