

# Alpha

The trolley shelter with a pitched roof



# Alpha

*The trolley shelter with a pitched roof angled to the rear*

- > Three widths for 3, 4 or 6 rows of shopping trolleys
- > Side glazing in SAN or ESG
- > Modern and attractive design



ALPHA  
4 rows

## Modern styling

The **modern styling**, with the pitched roof angled to the rear, blends well with any architectural style. An extensive range of accessories allows a flexible response to individual needs.



## Flexible use

The **Alpha trolley shelter** can be adapted to your space requirements and is available in three widths for 3, 4 or 6 rows of shopping trolleys. A side section for special shopping trolleys can be integrated on request.



# Alpha



**ALPHA**  
6 rows  
Shown with guide bars as an accessory



**ALPHA**  
3 rows

**New design!**  
ALPHA 3-row  
withstands 1.80 m snow load  
 $\triangleq 250 \text{ kg/m}^2$

Or as welcome  
**protection from the  
elements** for staff on  
a cigarette break.



## All-round protection

In the **Alpha trolley shelter**, shopping trolleys are clearly arranged and protected. Side bumper strips protect the trolley shelter and shopping trolleys from being knocked around. If you want a locked trolley shelter after closing time, simply choose the option with mechanical or electric roller shutter (only for 3-row version).



## Design freedom

The **aluminium profiles** of the Alpha trolley shelter are available in attractive colours or optionally in your store's CI. Choose between standard SAN or optional ESG safety glazing for the side elements.





# Alpha design

## Standard design

**Trolley shelter:** aluminium profiles, mounted on both sides on aluminium square tubes function as a guide and bumper for shopping trolleys. Infinitely height-adjustable feet compensate for uneven ground. The side elements are made of shatterproof SAN or ESG glass and the roof elements are made of shatterproof SAN glass.

## Modern design

### Coloured aluminium profiles

Single or multi-coloured in your desired colours or in your store's CI.



## Standard colours

With five standard colours for the aluminium profiles, the Alpha pitched roof shelter blends well into almost any environment.

Anthracite grey	RAL 7016
Graphite grey	RAL 7024
Metallic anthracite	RAL 7097
Grey aluminium	RAL 9007
White aluminium	RAL 9206

## Shopping trolleys

There is space for up to six rows of shopping trolleys in the Alpha pitched roof shelter.



## Rear panel

Rear panel, closed, made of shatterproof SAN or ESG safety glass.



## Lighting system accessories

**LED interior illumination**  
Weatherproof design with 36 watt lights.



## Advertising

### Advertising rear panel

Advertising medium for customised lettering on both sides. Can be replaced from the outside.



## Waste bin

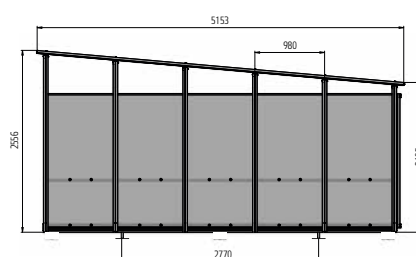
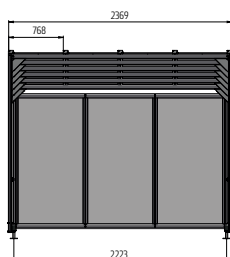
Sturdy design in plastic or metal.












## Dimensions

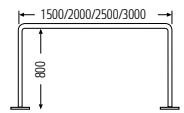
### Alpha

Shopping trolley shelter with 3 rows of trolleys.



## Alpha pitched roof, dimensions, accessories, order part

Alpha trolley shelter	3 rows	4 rows	6 rows
Length	Order no.	Order no.	Order no.
5 m, SAN side glazing (4 mm) with mechanical roller door with electric roller door	03.63281.73-0000 03.73225.73-0000 03.73440.73-0000	03.63384.73-0000	03.63386.73-0000
4 m, SAN side glazing (4 mm) with mechanical roller door with electric roller door	03.71643.73-0000 03.73107.73-0000 03.73312.73-0000	03.71644.73-0000	03.71646.73-0000
5 m, ESG side glazing (5 mm) with mechanical roller door with electric roller door	03.68363.73-0000 03.73819.73-0000 03.74238.73-0000	03.68364.73-0000	03.68366.73-0000
4 m, ESG side glazing (5 mm) with mechanical roller door with electric roller door	03.71753.73-0000 03.73701.73-0000 03.74174.73-0000	03.71754.73-0000	03.71756.73-0000
1/1 rear panel, complete SAN	03.64185.95-0000	03.63507.95-0000	03.67462.95-0000
1/1 rear panel, complete ESG	03.65654.95-0000	03.63733.95-0000	03.67575.95-0000
Alpha trolley shelter	3 rows	4 rows	6 rows
Row docking stations	Order no.	Order no.	Order no.
 Row docking station without information panel	03.64298.09-0000	03.64524.09-0000	03.67688.09-0000
 Row docking station without information panel	On request	On request	On request
 Row docking station with three, four or six information panels	03.70287.09-0000	03.70415.09-0000	03.70677.09-0000
Row docking key			
 for coin deposit systems Wanzl Starbox, Wanzl Box Classic	01.22261.95-0000	01.22261.95-0000	01.22261.95-0000
 for coin deposit systems Wanzl Promobox Plus	01.22262.95-0000	01.22262.95-0000	01.22262.95-0000
 for coin deposit systems Wanzl Sidebox	01.50286.95-0000	01.50286.95-0000	01.50286.95-0000
Information panels with instructions for use, 450 x 300 mm			
 Coin deposit system Wanzl Starbox	00.99057.07-0000	00.99057.07-0000	00.99057.07-0000
 Coin deposit system Wanzl Box Classic	00.99058.07-0000	00.99058.07-0000	00.99058.07-0000
 Coin deposit system Wanzl Promobox Plus	77.26877.07-0000	77.26877.07-0000	77.26877.07-0000
Accessories for Alpha trolley shelters			
 LED interior illumination, length 1,500 mm, weatherproof, 36 watt	03.68140.95-0000	03.68140.95-0000	03.68160.95-0000
 Gutter	03.68253.73-0000	03.68254.73-0000	03.68256.73-0000
 Electric roller shutter, width 3 m	On request	-	-
 Mechanical roller shutter, width 3 m	On request	-	-
 Plastic waste bin, available in various colours, incl. fixing material, 430 x 240 x 600 mm	03.69035.07-0000		
 Metal waste bin, hot galvanised incl. fixing material, 430 x 240 x 600 mm	03.93270.55-0000		

Hot galvanised guide bar for Alpha trolley shelter	Concreting	Dowelling
 1,500 mm	23.45 537.55	23.45 540.55
2,000 mm	23.80 389.55	23.32 774.55
2,500 mm	23.80 391.55	23.99 168.55
3,000 mm	23.68 602.55	23.68 603.55

---

# Alpha Present

*The lockable outdoor sales shelter with pitched roof*

- › *Outdoor storage, presentation and sales*
- › *Organised and neat presentation of seasonal goods*
- › *Saves time as no time-consuming rearrangement of goods is necessary*



**ALPHA PRESENT**  
Additional space outdoors

## Storage, presentation and sales

■ **Alpha Present expands sales areas** by providing additional space outdoors. An appealing display of seasonal goods provides additional impulses. The area in front of the store always appears clean and tidy.

### *Protected and secure storage – saves time and money*

#### **By day, goods are protected from the elements.**

After closing time, the roller shutters are simply lowered. Time-consuming rearrangement and moving of goods is not necessary. Goods are stored securely, protected from unauthorised access.



**ALPHA PRESENT**  
with roller shutters

### *Alpha Present order part*

Alpha Present shelter (with roller door)		
Width	Roller door	Order no.
5 m, SAN	Mechanical	03.75598.73-0000
5 m, SAN	Electric	03.75711.73-0000
5 m, ESG	Mechanical	03.75600.73-0000
5 m, ESG	Electric	03.75713.73-0000

# Alpha Bike

*The bike shelter with a pitched roof*

- > *Clean and dry bike storage*
- > *Available in 3- and 5-metre versions*
- > *Complements other members of the Alpha family*



**ALPHA BIKE**  
3 metres



## Clean and dry storage for bikes

■ **The Alpha Bike shelter** keeps bikes dry and clean. The glazing on three sides ensures reliable protection from inclement weather.

### Available in two variants

**Alpha Bike** is available in 3 m and 5 m versions. The bike shelter thus has enough space for customers who go shopping by bike. Sturdy bike stands provide stable support for bikes.



**ALPHA BIKE**  
5 metres

### Alpha Bike order part

Alpha Bike shelter	
Width	Order no.
3 m, SAN	03.70513.73-0000
5 m, SAN	03.70515.73-0000
3 m, ESG	03.70623.73-0000
5 m, ESG	03.70625.73-0000

Bike stands	
Number of bikes, width	Order no.
Kappa, for 4 bikes, width 2,200 mm	03.41585.55-0000
Standard, for 5 bikes, width 1,750 mm	03.21311.55-0000
Standard, for 8 bikes, width 3,000 mm	03.21312.55-0000

---

# Alpha Special

*Combination shelter with pitched roof for shopping trolleys, special trolleys and bikes*

- > *Organised provision of shopping trolleys*
- > *Special trolleys and bike stands can be integrated*
- > *SAN or ESG glazing available*



**ALPHA SPECIAL**  
Combination shelter

---

## Combination shelter for various requirements

■ **Alpha Special** ensures organised and protected provision and storage of shopping trolleys, special trolleys and bikes.

### *SAN or ESG glazing available*

**Side glazing** in SAN or particularly robust ESG design available.

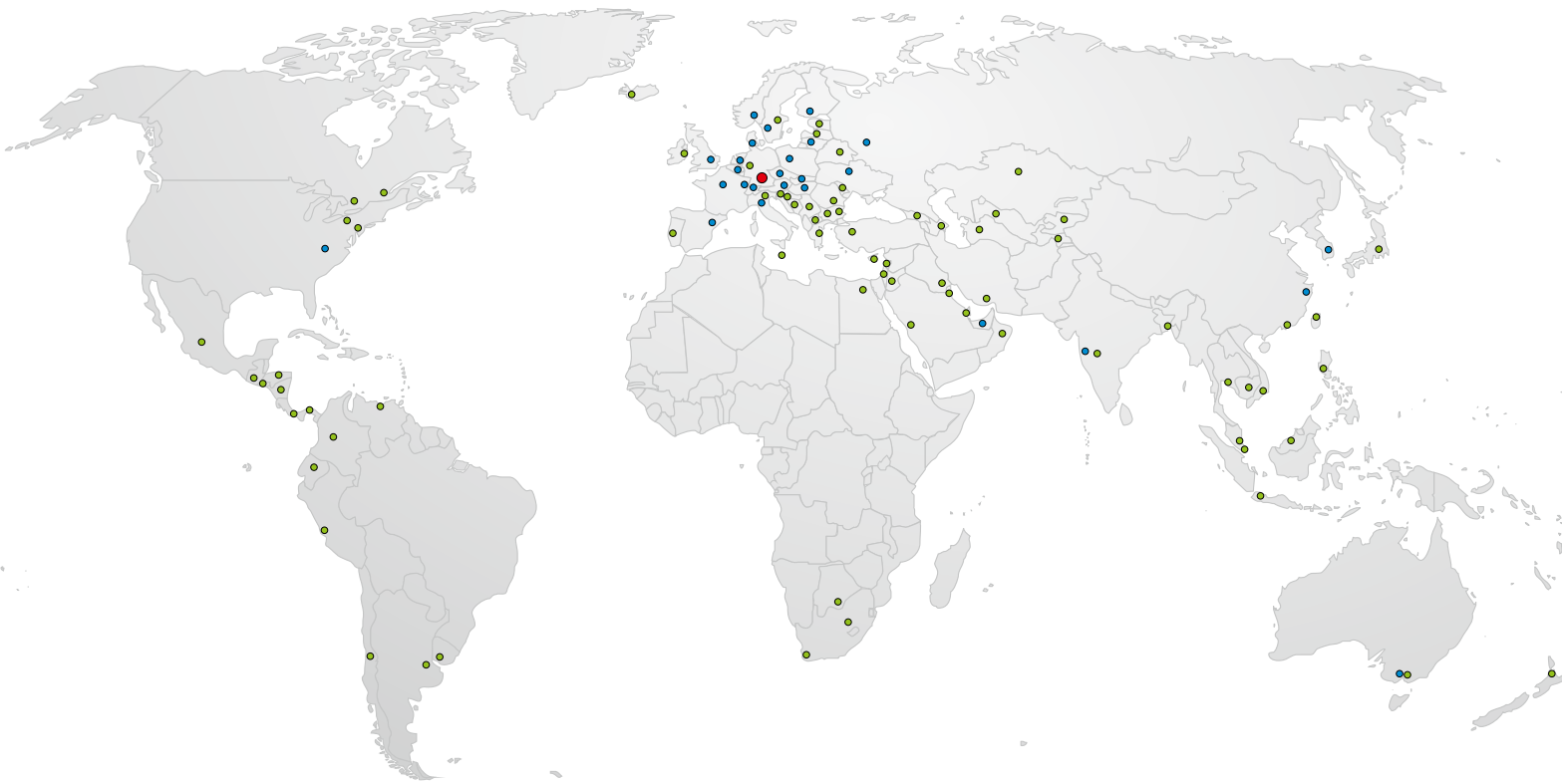


**ALPHA SPECIAL**  
Combination shelter

### *Ordering Alpha Special*

**Customised adaptation** on request.

---



#### Wanzl worldwide

- Head Office
- Subsidiaries
- Partners



#### GERMANY

Wanzl GmbH & Co. KGaA  
Rudolf-Wanzl-Straße 4  
89340 Leipheim

Phone +49 (0) 82 21 / 729-0  
Fax +49 (0) 82 21 / 729-1000

info@wanzl.com  
www.wanzl.com

#### GREAT BRITAIN

Wanzl Ltd.  
Europa House  
Heathcote Lane  
Warwick CV34 6SP

Phone +44 (0) 1926 / 45 1951  
Fax +44 (0) 1926 / 45 1952

enquiries@wanzl.co.uk  
www.wanzl.com

#### AUSTRALIA

Wanzl Australia Pty. Ltd.  
97 Highbury Road  
BURWOOD VIC 3125

Phone +61 (0) 3 / 98 08 22 99  
Fax +61 (0) 3 / 98 08 22 66

info.au@wanzl.com  
www.wanzl.com