

Sigma pitched roof

Shopping trolley shelter – use day and night



Sigma pitched roof

Shopping trolley shelter – point of service – day and night


- > *Protects your shopping trolleys against theft and the elements*
- > *Ease of use thanks to mechanical or electrical drive on the roller shutter*
- > *Simple, timeless design – suits any environment*



SIGMA PITCHED ROOF
Shopping trolley shelter

Effective protection

During the day, your customers have access to dry, neat and tidy shopping trolleys. Your shopping trolleys will be well protected against the weather and theft at night in the Sigma pitched roof, with its shutter and all-round acrylic glazing.



Ease of use

The Sigma pitched roof can be opened and closed electrically or mechanically. With the convenient electric version, the roller shutter can be operated using a key switch.



Sigma pitched roof Utility model pend.

■ **The Sigma pitched roof trolley shelter for car parks** at busy stores blends in well with any environment. A roller shutter turns your trolley shelter into a garage for your trolleys, keeping them clean and in better condition for longer. Lighting for Sigma pitched roof trolley shelters catches the eye at night and helps customers to find their way around stores with long opening hours. After closing time, the all-round glass enclosure and the closing roller shutter securely protect your shopping trolley assets against theft.



Up to three rows of shopping trolleys can be kept available with the Sigma pitched roof.

Or welcome protection from the elements for staff on a cigarette break.



Simple, clean lines

With its clear design, the new Sigma pitched roof communicates the store's brand and cleanliness values even from the car park. It is versatile and open to a wide array of customer needs.



Design freedom

The aluminium rails on the Sigma pitched roof are available in attractive standard colours or, if you prefer, in your colour of choice, to fit in beautifully with your store CI.



Sigma pitched roof design

Standard design

Aluminium profiles that are rounded on the outside; mounted on both sides on aluminium square tubes with plastic profiles to function as a guide and a bumper for shopping trolleys. Freely height-adjustable feet compensate for uneven ground. Side and roof components made from transparent acrylic glass panels.

Roller shutter: Side aluminium profiles with integrated guide and plastic protection profiles. Aluminium shutter slats with rigid foam filling. Operated with electric motor or mechanical handle. **Finish:** Aluminium profiles with plastic powder coating in seven standard colours, multi-coloured design on request, e.g. to match your store CI.

Modern design

Straight, side aluminium profiles and pitched roof construction are eye-catching features.



Standard colours

With seven standard colours for the aluminium profiles, the Sigma pitched roof fits in with almost any store CI and blends well with its surroundings.

Blood Orange	RAL 2002	
Flame Red	RAL 3000	
Ultramarine Blue	RAL 5002	
Yellow Green	RAL 6018	
White Aluminium	RAL 9206	
Grey Aluminium	RAL 9007	
Metallic Anthracite	7097	

Shopping trolleys

Up to three rows of shopping trolleys can be kept available with the Sigma pitched roof.



Optimum visibility

Sealed all the way round but offering ideal visibility thanks to the side and roof elements being made of transparent acrylic glass.




Ease of use

The shutter opens and closes conveniently with an electric key switch or just by using a mechanical handle.



Roller shutter

Shutter slats made of aluminium with rigid foam filling.



Shutter slat with rigid foam filling

Stability

Freely adjustable feet balance out any uneven terrain and make sure that all Sigma pitched roof trolley shelters stand securely wherever they are.



Shutter protection profiles

Extra-strong side aluminium profiles with two additional plastic impact protection profiles on the outside protect against damage to the shutter rails.



Bumper

Bumper for the trolley shelter. The bumper height can be adjusted to 5 different levels, based on the shopping trolleys used.



Optional

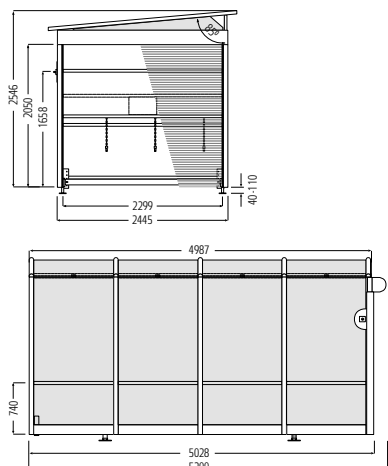
Anti-skid protection profiles* on the rectangular aluminium tubes protect the Sigma pitched roof and shopping trolleys against damage.



* Particularly beneficial for shopping trolleys with Power Coating Plus design; available on request.

Sigma pitched roof dimensions, accessories and ordering section

Dimensions



Stainless steel row docking station

Design: Sturdy tube construction to be installed in the trolley shelter. One connecting tube or two connecting tubes made of stainless steel, for information boards. Row docking key with 500 mm chain. Bumper rail, adjustable to 5 different heights, coloured plastic powder coating.

Secure storage

Row docking station with or without information boards, with 3 row docking keys for the coin deposit system in question. Plastic information panels printed with icons for instruction.



Accessories: light fixture

Interior lighting in the weather-proof design helps to guide your customers in darkness.



Accessories Interchangeable folding frame

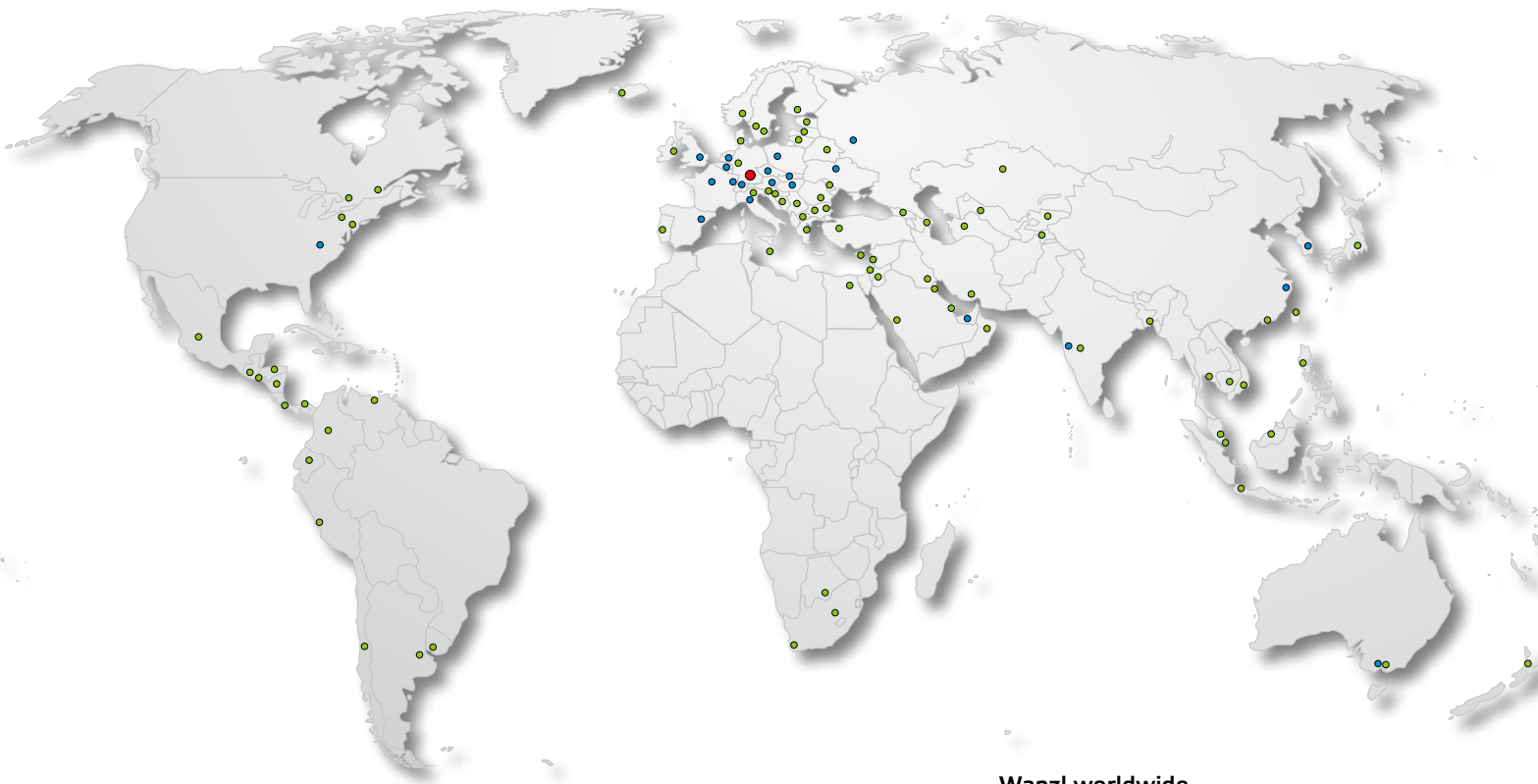
Interchangeable folding frame
Aluminium design, with protection film.



Sigma pitched roof trolley shelters

Design - with acrylic glass panels	Prod. no.
Sigma pitched roof SE - without roller shutter	03.56388.73-0000*
Sigma pitched roof SM - mechanical	03.56500.73-0000*
Sigma pitched roof SE - electric	03.56400.73-0000*
Length x width x height (mm)	5,200 x 2,445 x 2,546
Capacity	
Shopping trolley rows	3
Shopping trolley with 90-litre basket volume (units)	108
Shopping trolley with 130-litre basket volume (units)	60
Row docking station	
Stainless steel row docking stations	
Row docking stations with bumper, without information board	03.56275.09-0000
Row start station with bumper, with information board	03.56276.09-0000
Row docking station with two or three information boards	On request
Row starter key, length 500 mm	
For coin deposit system Wanzl Starbox, Wanzl Box Classic/Solid	01.22261.95-0000
For coin deposit system Wanzl Promobox Plus	01.22262.95-0000
For coin deposit system Wanzl Sidebox	01.50286.95-0000
Information boards with instructions for use, length 450 x height 300 mm	
For coin deposit system Wanzl Starbox	00.99057.07-0000
For coin deposit systems Wanzl Box Classic/Solid	00.99058.07-0000
For coin deposit system Wanzl Promobox Plus	77.26877.07-0000
For coin deposit system Wanzl Sidebox	77.76286.07-0000
Information panel, unprinted	00.39801.07-0000
Advertising board	
Individual advertising board 3,200 x 500 mm	On request
Accessories	
Weatherproof interior lighting, 58 watts	03.58761.07-0000
Interchangeable folding frame, aluminium, 910 x 1,170 mm	03.58874.95-0000
Plastic waste bin, yellow green RAL 6018, including fixing material	03.69035.07-0000
Metal waste bin, hot galvanised, including fixing material	03.93270.55-0000

* Sample order: 03.56500.73-5002 Coloured plastic powder coating, ultramarine blue RAL5002



Wanzl worldwide

- Head Office
- Subsidiaries
- Partners



GERMANY

Wanzl Metallwarenfabrik GmbH
Rudolf-Wanzl-Straße 4
89340 Leipheim

Phone +49 (0) 82 21 / 7 29-0
Fax +49 (0) 82 21 / 7 29-1000

info@wanzl.de
www.wanzl.com

GREAT BRITAIN

Wanzl Ltd.
Europa House
Heathcote Lane
Warwick CV34 6SP

Phone +44 (0) 1926/45 1951
Fax +44 (0) 1926/45 1952

enquiries@wanzl.co.uk
www.wanzl.com

AUSTRALIA

Wanzl Australia Pty. Ltd.
97 Highbury Road
BURWOOD VIC 3125

Phone +61 (0) 3/98 08 22 99
Fax +61 (0) 3/98 08 22 66

info@wanzl.com.au
www.wanzl.com