

Cruise

Service at Sea



wanzl

INNOVATION
MADE BY WANZL

Contents

CRUISE APPROVED	4
-----------------------	---

HIGHLIGHTS_MADE BY WANZL.....	5
-------------------------------	---

01 LUGGAGE HANDLING

01.01 Rollcruiser	6
01.02 GS-Compact	8
01.03 Part Flex 2000	9
01.04 GS-Trend / GS-Lobby XS	10
01.05 T5 Transport trolley.....	11

02 HOUSEKEEPING

02.01 Mundus	12
02.02 KT3 laundry trolley.....	16
02.03 Handcart SW 145 KX	17
02.04 AL sprung-base trolley	18
02.05 TK-R transport basket.....	19

03 EMBARKING / DISEMBARKING.....

03.01 Galaxy Gate	20
03.02 eGate Checkout	22
03.03 Vending Unit NG	23

Cruise approved

Full steam ahead with Wanzl



PLATE TROLLEY 1976



ROLLCRUISER 2011



MUNDUS 2016

■ **At Wanzl**, we know what people will want tomorrow. As a world market leader for shopping trolleys, we provide the right solutions for Hotel Service too. As early as the 1970s, the first Hotel Service products emerged, such as the plate and tray trolleys to optimise day-to-day processes in the hotel and catering trade.

■ **Today, Wanzl employs** over 4,900 employees at thirteen production sites worldwide, working on new business areas and products alongside bespoke product designs based on consistent high quality and a vast production range. The aim: perfectly satisfied customers.

Specialist expertise for effective work processes


■ Wanzl has been a skilled partner of the cruise industry for many years, and with good reason: The high quality products **MADE BY WANZL** professionally fulfil their job, and are customised to meet the special requirements on board. Wanzl is now just as much at home around the world on the high seas as it is on land.

Highlights_MADE BY WANZL

Innovative products from a single source



IN-HOUSE CASTOR PRODUCTION



IN-HOUSE CAD DEVELOPMENT

Production

■ **Wanzl sets the standards for production:** In all production processes, Wanzl's quality policy results in products that guarantee the best materials, first class workmanship and well-finished surfaces. This ensures a long term maintenance-free use and investment security.

Quality

■ **Wanzl sets the standards for quality:** particularly with regards to the smooth running: the castors are mounted on two maintenance-free ball bearings, have abrasion proof treads and feature steering forks with ball bearings. As a result, our chambermaid trolleys are quiet, smooth running and easy to steer.

Innovation

■ **Wanzl sets the standards for innovation:** from practical experience – for practical use. Using cutting-edge production and design technology, we create innovative, future oriented products and constantly set new standards for handling and efficiency. This allows us to streamline your processes, guaranteeing you have the best possible facilities in the future, too.

01.01 Rollcruiser

Optimised luggage logistics for cruise ships

- > *Robust design with high load capacity*
- > *Special tarpaulin and cover protect luggage from weather and theft*
- > *Practical accessories*



ROLLCRUISER

A highly stable design made from square tubing, round tubing and wire mesh.

ROLLCRUISER

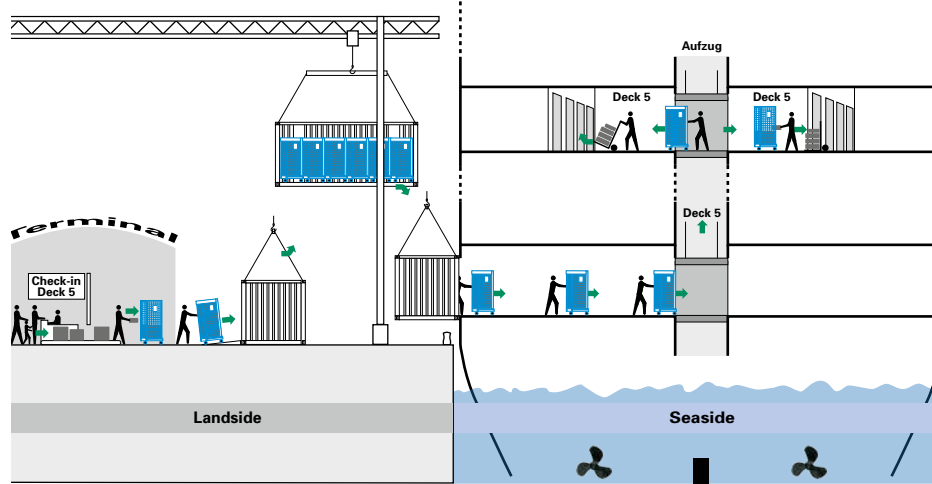
Can be nested to save space.

01.01 Rollcruiser®

■ **A perfect match for cruise ship luggage logistics,** the Wanzl Rollcruiser enables extremely quick and gentle transport of luggage from the harbour check-in desk to the cabins.



400 kg ↓



SPECIAL TARPAULIN AND COVER
 Rubust, weatherproof and designed to deter thieves.

PERFECT LOGISTICAL PROCESSES
 with the Wanzl Rollcruiser

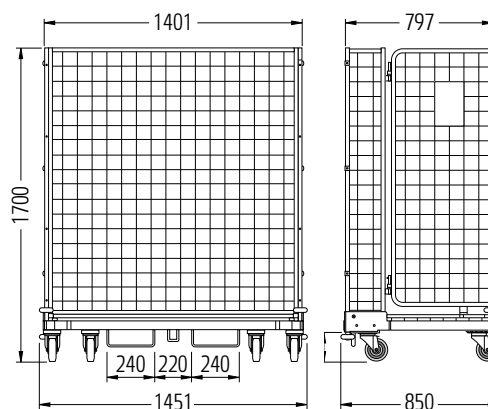
We have thought of everything!

A whiteboard for logistical information and individual labelling of contents is included along with tarpaulin and cover with rubber tension belts.



Protection for the ship's interior

Deflectors and a foot brake ensure safety and comprehensive protection of your ship's interior.



Standard equipment: A highly stable design made from square tubing, round tubing and wire mesh. Integrated forklift pockets for safe transport by forklift truck. Rotatable deflectors on all four corners.

Finish: High gloss, galvanised, chrome plated.

Castors: Castor diameter: 125 mm. 4 swivel castors, incl. 2 with foot brake.

Rollcruiser	Prod.No.
High gloss galvanised, chrome plated	06.93226.51-0000
Cover	77.03274.95-0000

01.02 GS-Compact

The practical luggage collection trolley

- > Particularly ergonomic operation
- > Available with a choice of short or long loading areas
- > Pneumatic tyres for smooth running



Carpet finishes



Folded flat to save space

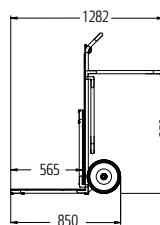
GS-COMPACT 600 A
Luggage collection trolley, stainless steel, carpet in anthracite

GS-COMPACT 800 R
Luggage collection trolley, stainless steel, carpet in red

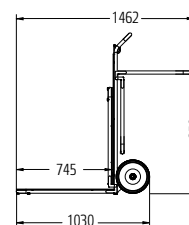
GS-COMPACT 800 R
Luggage collection trolley, gold plated stainless steel, carpet in red

Stable even when fully loaded

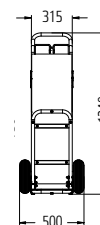
As practical as it gets.
Provides and saves lots of space with its fold-out loading areas in 2 lengths.



GS-Compact 600 A



GS-Compact 800 R



Standard equipment: Round tube design. Platform can be unfolded for use and folded back up if necessary for space-saving storage. Loading area covered with tough, non-slip carpet.

Finish: Stainless steel, gold plated stainless steel.

Castors: Two pneumatic tyres for smooth running, black tread. Pneumatic tyre diameter: 260 mm.

GS-Compact luggage collection trolley	Prod.No.
GS-Compact 600 R, stainless steel, carpet in red	05.26782.31-V003
GS-Compact 600 A, stainless steel, carpet in anthracite	05.26782.31-V002
GS-Compact 800 R, stainless steel, carpet in red	05.23731.31-V003
GS-Compact 800 A, stainless steel, carpet in anthracite	05.23731.31-V002
GS-Compact 600 R, gold plated stainless steel, carpet in red	05.26782.58-V001
GS-Compact 800 R, gold plated stainless steel, carpet in red	05.23731.58-V001

01.03 Part Flex 2000

Flexible guidance system

- > A mobile and effective way to section off areas
- > Uprights made of steel tubing with integrated reel mechanism for pull-out bands
- > Triple docking facility



PART FLEX 2000
Guidance system

Extremely easy to use.

WALL CLIP
Made of stainless steel

Barriers in up to 4 directions

Very flexible and effective guidance system; can be used to separate areas and direct people.



Printed pull-out band

Your hotel logo can be printed according to requirements. Fully in keeping with your universal corporate design.



On request.

Standard equipment: Uprights made from steel tubing with integrated reel mechanism and triple docking facility. Pull-out bands in 3 colours, 2000 mm long. Base plate with slip-proof plastic profile, cover made from black plastic.
Finish: Uprights with high gloss chrome plating
Dimensions: Upright height 940 mm, base plate diameter 340 mm.

Part Flex 2000	Prod.No.
Upright with pull-out band, red	23.75100.10-0000
Upright with pull-out band, dark blue	23.75101.10-0000
Upright with pull-out band, grey	23.75102.10-0000
Accessories	
Wall clip	23.92892.09-0000

01.04 GS-Trend / GS-Lobby XS

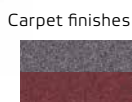
The extravagant luggage collection trolley

- > An eye-catcher at check-in
- > Highly maneuverable, optional with parking brake
- > Integrated coat rail



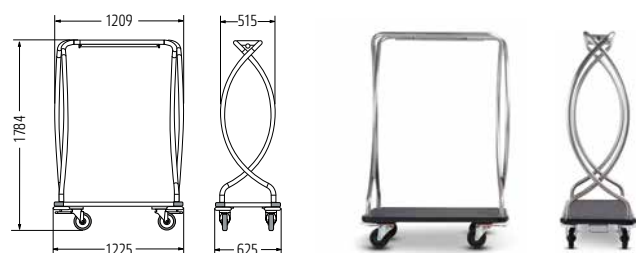

200 kg ↓

GS-TREND
Electropolished stainless steel
Illustration shows optional equipment. Design pend.



200 kg ↓

GS-LOBBY XS
Electropolished stainless steel



Standard equipment: Round tube design with clothes rail. Sturdy platform with all round bumper protection and deflectors, heavy duty, stain resistant carpet in anthracite.

Finish: Electropolished high grade steel.

Castors: 2 swivel castors, 2 fixed castors, quiet rubber tread, castor wheel diameter 160 mm.

Standard equipment: Tubular design with elegant "crown" and clothes rail. Sturdy platform with all round bumper protection and deflectors, heavy duty, stain resistant carpet in anthracite. **Finish:** Electropolished high grade steel. **Castors:** 2 fixed castors, 2 swivel castors, quiet rubber tread, castor wheel diameter 160 mm.

Luggage collection trolley GS-Trend	Prod.No.
Electropolished stainless steel, carpet in anthracite	05.59778.31-V006
Electropolished stainless steel, carpet in anthracite, with parking brake	05.59778.31-V007
Logo carpet	On request

Luggage collection trolley GS-Lobby	Prod.No.
Electropolished stainless steel, carpet in anthracite	04.11301.31-0002
Stainless steel, gold plated, carpet in red	04.11301.58-0001
Electropolished stainless steel, carpet in anthracite, with parking brake	04.11301-31-0000
Electropolished stainless steel, carpet in red	04.11301.31-0003
Logo carpet (from 5 pieces)	On request

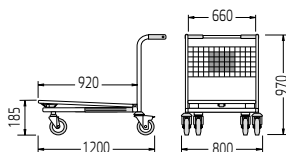
01.05 T5 transport trolley

Our little helper

- > *With wooden or wire platform*
- > *Practical, can be stacked together*
- > *Smooth running, even when carrying heavy loads*



T5 TRANSPORT TROLLEY
with wooden platform



Wooden platform

Frost and water resistant seal with non-slip sieve embossing.



Castors

4 Wanzl swivel castors, bonded on, incl. 2 with brake. Rubber tread.



Standard equipment: Can be nested to save space. Frame of flat rolled steel tubing with plastic handle caps. Wooden platform, frost and water-resistant seal with non-slip screen embossing. Including metal display, 255 x 204 mm. **Castors:** 4 Wanzl swivel castors, bonded on, incl. 2 with brake. Rubber tread. **Finish:** Plastic powder coating.

Can be nested to save space

Space requirement in row
per transporter 300 mm
10 transporters 3,898 mm



T5 transport trolley	Prod.No.
Plastic powder coating (from 10 pieces)	05.53 902.75
Castor dia. (mm)	160
Load capacity (kg)	250
Weight (kg)	36

02.01 Mundus®

Classic housekeeping, reinvented

- > Individual, varied combination options
- > Agile and easy to manoeuvre thanks to the hybrid design
- > Inventory protection with integrated deflectors and bumper profiles



MUNDUS 9

Anthracite finish

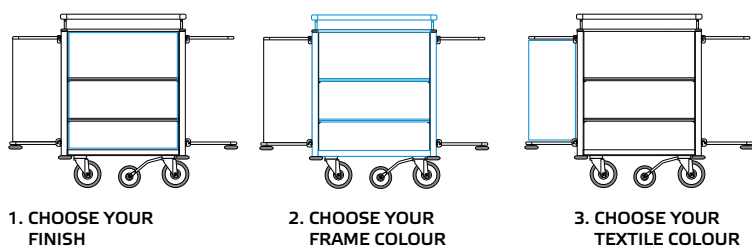
Metallic black frame colour

Illustration shows optional accessories

02.01 Mundus®

■ **Housekeeping made even more innovative** Create a custom chambermaid trolley to suit your requirements. You can also create "your design" from 3 frame colours, 3 textile colours and 5 finishes, which you can combine according to your requirements. Additional sizes available.

Combine your design



5 finishes



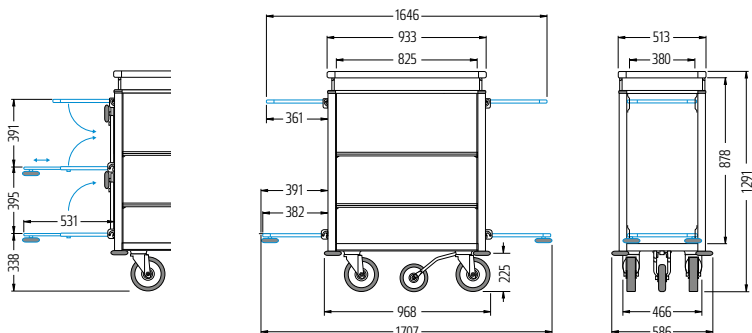
3 frame colours



3 textile colours



MUNDUS 9
Anthracite ceramic finish
Titanium grey frame colour



Hybrid design: Steel tube base combined with aluminium profiles, e.g. with fold-out bars for hanging laundry baskets and rubbish bags, and one bar with a folding cover to conceal a 120 or 50 litre plastic sack. Lower bars each come with grids and two height adjustable removable shelves in matching finish.

Finish: Frame with coloured plastic powder coating

Castors: Mundus 9: 4 swivel castors with polyamide tread, dia. 200 mm, 5th castor in the centre with rubber tread, dia. 160 mm.

02.01 Construction of the Mundus®

■ **The exterior features of the Mundus** are excellent and match perfectly with the high quality it demonstrates in its design, equipment and accessories. The whole trolley is made of robust steel which ensures high load capacity and stability, while the surrounding profiles are made from aluminium. Its hybrid structure makes the compact Mundus truly lightweight.

Structure

For an even more elegant appearance. Guard rail included to prevent guest supplies from falling.



Structure with cover

High quality fibreglass reinforced cover. Optional lockable cover for added protection.



Standard drawer

Lockable option available. The removable pull-out drawer provides soft close for additional storage space.



3P drawer

Push & pull. Two additional storage compartments for image brochures and documents. Practical clipboard for checklists.



Rubbish bag holder

Fold-out bar for hanging a plastic sack, with folding lid as cover.



Double rubbish bag holder

Waste sorting made truly easy when providing housekeeping services.



Nova laundry trolley

The laundry trolley can be detached from the Mundus using a handle, allowing it to be taken into rooms separately.



Lockable roller shutter

A lockable system operated using an RFID lock is only possible in combination with a standard drawer.



Prevents the trolley accidentally rolling away

Optional brake
An ideal addition to make the Mundus secure on inclines.



Pushing handle

Optional handles enable easy and comfortable operation in confined spaces.



02.01 Accessories – Mundus® made even more unique

■ **The Mundus chambermaid trolley** can be expanded with practical accessories if desired. The top box for guest supplies, laundry baskets and waste separation boxes are just some of the optional features available to make housekeeping easier.


Top box

Everything safe: valuables can be transported safely in the lockable top box.



Small items box

For even better organisation: clear arrangement of guest supplies. Wooden box for small items – transparent, painted light pearl grey or black.



Ash box

Prevents odours: the cover prevents unpleasant odours from escaping.



Brochure holder

Practical solution for ensuring your image brochures are within easy reach for presentation.



Cleaning tray holder

Transport cleaning materials safely with the cleaning tray holder.



Five compartment bottle holder

Safely stored and within easy reach.



Waste separation box

Simple waste separation: 2 boxes allow easy separation of different recyclable materials.



Mop holder

The user-friendly, flexible holder system keeps everything under control.



Mundus utensils pocket

Accessories for even more space: for transporting additional utensils.



Polyester bag

Anthracite, easily removable. With optional zip closure.



02.02 KT3 laundry trolley

For transporting dirty laundry and clean linen

- > Adjustable shelves for easy handling
- > Agile and easy to manoeuvre thanks to the 5th castor
- > Two foldable handles



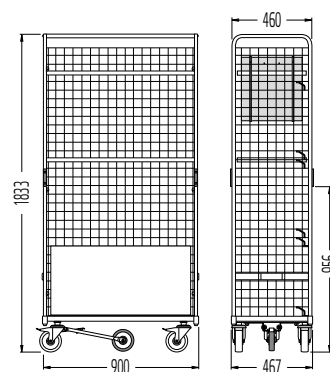
KT3
laundry trolley



75 kg ↓

Handles fitted as standard

Simple and comfortable operation in confined spaces thanks to the two foldable handles.



Standard equipment: Chassis made from square tubing with a Dibond aluminium base. Side panels made of square tube with wire grate. Three adjustable Dibond aluminium shelves. Writing board with plastic powder coating in titanium grey.

Finish: High gloss, galvanised, chrome plated

Castors: 4 swivel castors with brakes, dia. 125 mm, 5th castor dia. 125 mm, fitted in the centre for easy manoeuvrability. The laundry trolley can turn on the spot.

KT3 laundry trolley

High gloss, galvanised, chrome plated (from 50 pieces)

Prod.No.

06.00231.51-XXXX

02.03 SW 145 KX handcart

The agile model for hotels of every size

- > Smart folding mechanism for space-saving storage
- > Flexible configuration with 2 bag variants
- > Sturdy steel tube design with grate attached as support surface

100 kg ↓ 95°C



SW 145 KX
With polyester bag and hook and loop fastener

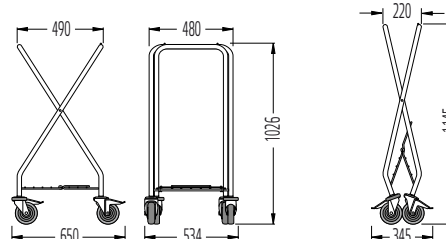


SW 145 KX
With plastic bag and holder



It couldn't be easier

The non-wearing hook and loop fastener secures the polyester bag in position nice and simply.



Standard equipment: Sturdy steel tube design with mesh attached as support surface. Hook and loop fastener for polyester bag, flat steel retainer bar for plastic bag. Slip-proof coating on the top bars.

Finish: Plastic powder coating in titanium grey.

Castors: 4 swivel castors with plastic deflector rings, 2 of which have brake fixings and rubber tread, castor dia.125 mm.

Handcart SW 145 KX	Prod.No.
Basic fixture with polyester bag and hook and loop fastener	04.03843.95-7084
Basic fixture with plastic bag and holder	04.03618.95-7084
Accessories	
Holder for plastic bag, incl. fixings	04.03956.52-0000
Bags for repeat order	
1 polyester bag, 145 litres, grey	77.94057.00-0000
1 pack of plastic bags, 120 litres, grey (1 pack = 25 units)	00.24436.00-0000

02.04 AL sprung-base trolley

A laundry trolley for smooth service

- > Robust trolley made from aluminium
- > With automatic height adjustment of the base shelf thanks to a sturdy steel spring
- > Can be used universally

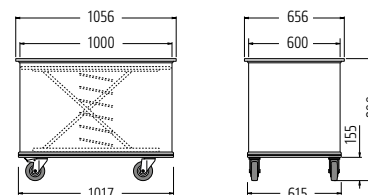


SPRUNG-BASE TROLLEY AL

Perfect position

A sturdy steel spring

ensures that the base shelf is always at the ideal height, irrespective of the load.



Standard equipment: Robust trolley made of anodised aluminium. The base shelf is raised and lowered automatically depending on the weight of the transported goods. This enables staff to load and unload the trolley comfortably and without straining their back.

Castors: 4 swivel castors, incl. 2 with brakes, castor dia. 125 mm.

Sprung-base trolley AL

With adjustable base shelf

Prod.No.

04.06216.45-0000

02.05 TK-R transport basket

Mobile transport baskets, either open or with a lid

> *Narrow mesh wire baskets*

> *2 versions*

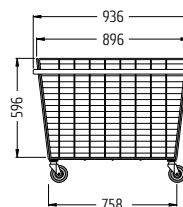
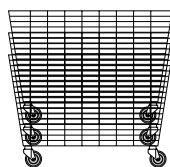
> *TK-R with bumper, TK-D with lid*



TK-R
Transport basket

Compact

The narrow mesh wire baskets with a white, all-round rubber profile can be nested to save space.



Standard equipment: Narrow mesh wire basket with white all-round rubber profile as bumper.

Finish: Plastic powder coating, white.

Castors: 4 swivel castors, with plastic deflector rings and rubber treads, castor dia. 125 mm.

Transport basket TK-R

With bumper

Prod.No.

05.42710.61-9010

03.01 Galaxy Gate®

State of the art access control and monitoring technology

- > Side glazing and swivel arms made of premium ESG safety glass
- > Closed stainless steel housing with covered screws
- > ESG safety glass units with LED lighting



GALAXY GATE
Standby
Figure: basic and tandem unit. Access for disabled people and suppliers is on the left hand side, and the right hand side is for standard passage

Design pend.



GALAXY GATE
Access blocked: red. Access free: green



GALAXY GATE
Access blocked: red

03.01 Galaxy Gate®

■ **Fast opening swivel arms** made of ESG safety glass, combined with a smart sensor system, ensure immediate and reliable identity checking. Access authorisation to public areas is reliably controlled and sensitive areas are effectively protected against intrusion.

Design

Stainless steel housing and swivel mechanism. Swivel arms and side glazing made of ESG safety glass; with LED lighting options. The ESG safety glass swivel arms are opened using state of the art microprocessor controlled drive technology with opening periods that can be programmed on a variable basis. Automatic closing function, or impulse controlled.

Dynamically programmable entry and exit. Standard equipment with integrated alarm system, individual voice output (MP3) and programmable WEAC control with WEB server option for control via a smart phone. Release across all established access control systems and peripheral devices that are usual for the market (optional). For example, card readers, barcode scanners, RFID readers, various biometric scanners and much more can be integrated.



GALAXY GATE
Housing with black matt coloured plastic powder coating

Accessories

- LED operating status indicator
- LED swivel arm lighting
- LED side glazing lighting
- Footfall frequency measurement (WCC)
- LCD colour display (for virtual function support)
- Integration of various reader units
- Climb over / crawl under alarm
- WEB control panel
- Standard control panel
- Control program for the external PC
 - Difference counting and random generator
- Base support
- Integration of various peripheral devices
- Tube booms


Galaxy Gate		
Basic layout	Basic unit	Tandem unit
Consists of: <ul style="list-style-type: none"> - Stainless steel housing with ESG-safety glass side glazing - Electromotor swivel unit - Adjustable motor speed - Integrated alarm system - LAN interface - Software monitoring - Swivel arms made of ESG safety glass (please order separately) 		
Finish Stainless steel	Prod.No. 23.00400.09-0000	Prod.No. 23.00600.09-0000

On request: Housing with coloured plastic powder coating, covers with coloured plastic powder coating, or laminated

03.02 eGate® Checkout

The MADE_BY_WANZL solution


- > Safety for your customers and your staff
- > Easy operation in two directions
- > Wall mounting for when space is limited



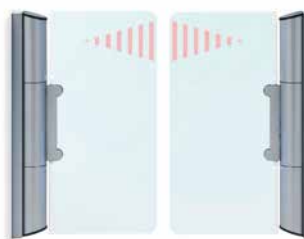
EGATE CHECKOUT
Standby
With high reaching swivel arms.



EGATE CHECKOUT
Access free: green



EGATE CHECKOUT
Access free: green



EGATE CHECKOUT
Access blocked: red

Design

Fully enclosed aluminium uprights, stainless steel drive unit. Individually illuminated LED channelling elements. Toughened safety glass swivel barrier. Integrated PC interface for data exchange. Programmable WEAC control with remote maintenance tool, e.g. with mobile device such as smartphone.

Function

Opening signal in direction of entry and exit using potential free contact, e.g. card reader, button, operating panel, radar and ESD measurement devices. Barrier manipulation alarm with automatic barrier return.

Accessories

- LED swivel arm
- Remote control
- Monitoring sensor
- Power supply from the ceiling possible
- Entry section and exit section on the system

eGate Checkout, double system	Prod.No.
Stainless steel	23.84452.09-0000
High gloss chrome plated	23.84452.10-0000
Plastic powder coating	23.84452.73-0000
Swivel arms	
Please order separately	23.92892.09-0000

Standard colours for housing Anthracite grey RAL 7016 Metallic anthracite 7097

03.03 V21 Vending Unit

Universally applicable payment and ticket machine

- > User friendly operation on 21" touch screen
- > Payment and issuing of customer cards, tickets, Wi-Fi vouchers, etc.
- > Modern design and innovative engineering



V21 VENDING UNIT

Pat. pend.

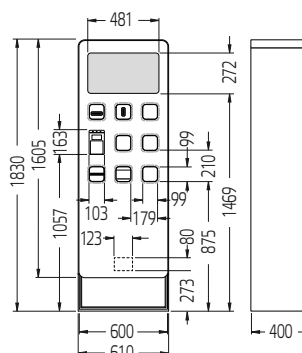
Varied payment options

Debit/credit card terminal with pin pad, coin and bank-note slots, micropayments via NFC.



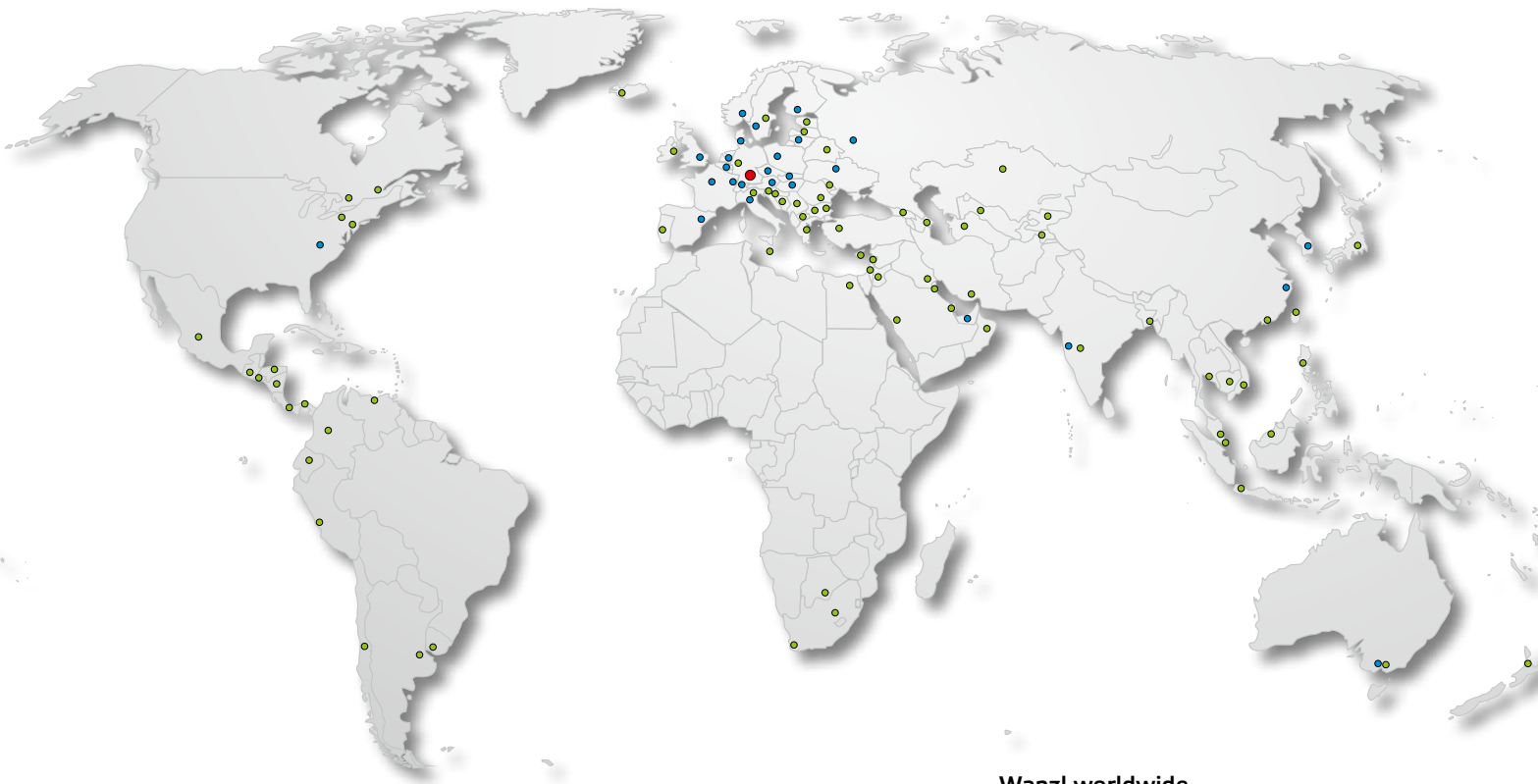
21" touch screen

Easy and intuitive operation using the integrated touch screen.



Standard equipment: Housing made from stainless steel and sheet steel with individual coloured plastic powder coating. Front made from ESG safety glass with integrated 21" touch screen. All-round LED light strip. Patented locking system on the machine provides maximum security. Integrated graphics enabled ticket/tag printer. LAN interface for data exchange.

V21 ticket machine vending unit	Prod.No.
Steel, coloured plastic powder coating	On request
Currency	All national currencies
Change given	In coins
Automatic sorting	☑
Optional: Credit card acceptance	☑
Optional: Banknote acceptance/return	☑
Optional: ETISS® inventory and analysis software	Via LAN



Wanzl worldwide

- Head Office
- Subsidiaries
- Partners



GERMANY

Wanzl Metallwarenfabrik GmbH
Rudolf-Wanzl-Straße 4
89340 Leipheim

Phone +49 (0) 82 21 / 7 29-0
Fax +49 (0) 82 21 / 7 29-6530

hotel@wanzl.com
www.wanzl.com