

Airport Solutions

First class travel starts here



wanzl

INNOVATION
MADE BY WANZL

CREATIVE CENTER
wanzl

Contents

CONTENTS	3		
FIRST CLASS TRAVEL SERVICE	5		
QUALITY_MADE BY WANZL	7	03 TROLLEY MANAGEMENT	36
WANZL QUALITY HIGHLIGHTS	8	⁰¹ Vending Unit NG	38
SPECIFICATIONS	9	⁰² Maintenance & Inventory	40
01 LUGGAGE TROLLEYS – LANDSIDE	12	⁰³ Trolley Tracking	42
⁰¹ Voyager Evolution 3000	14	⁰⁴ Airport Scooter	44
⁰² Voyager Evolution 3000 BL	16	⁰⁴ Scooter M9	45
⁰³ Travel 300	18	⁰⁶ Guide Rails	46
⁰⁴ Travel 300 BL	20	04 PORTER TROLLEYS	48
⁰⁵ Travel 400	22	⁰¹ Porter Trolley 2000 NG	50
⁰⁶ Eurosprinter	24	⁰² GS Lobby	51
⁰⁷ Tourist 3000	26	05 ACCESS SOLUTIONS	52
⁰⁸ Customised Solutions	27	⁰¹ Self-Boarding Gate	54
02 LUGGAGE TROLLEYS – AIRSIDE	28	⁰² Galaxy Gate 1.1	56
⁰¹ Airport-Shopper NG	30	⁰³ Galaxyport	58
⁰² Easy 88	31	⁰⁴ Terminal V21	60
⁰³ Easy 400	32	⁰⁵ Sonic Gate	61
⁰⁴ Kiddo®	33	06 SHOP SOLUTIONS	62
⁰⁵ Kiddolino	34		



First Class Travel Service

Experience since the early 70^s

■ **At Wanzl, we know what** people will want tomorrow. As a world market leader for shopping trolleys, we provide exactly the right answers when it comes to transporting luggage at airports, seaports, railway stations and hotels too. In the fast-paced world of international travel, passengers expect things to run quickly, smoothly and simply. That's precisely why many of the world's biggest airports now rely on the first-class equipment provided by world market leader Wanzl.

■ **Luggage transport trolleys for more than 50 years.** The Wanzl luggage transport trolley, a robust and extremely sturdy trolley for the railway stations of today, has been tried and tested for many years and has also defied extreme weather conditions. The genes of this forefather continue to exert their influence in today's modern trolley for airports, seaports, railway stations and hotels.

■ **Today, Wanzl employs** more than 4,600 employees at eleven production sites worldwide. We continuously expand our portfolio and adapt it to today's requirements. A luggage trolley for an individual customer is just as important as trolley management. Wanzl assists passengers and staff in all areas – in service, safety and sales.

*The world is changing.
Take advantage of it!*

■ **Wanzl products are unique.** Wanzl's specialist competence, consistency, reliability and innovative solutions and technologies ensure effective work processes. In addition to our luggage transport trolleys, which are used and trusted the world over, we also offer a variety of customer-specific solutions to ensure complete passenger satisfaction.



**LUGGAGE
TRANSPORT
TROLLEY TYPE 3**
Leading the way in
the 90s



TRAVELLER 2/B
End of the 90s



VOYAGER 2000
First mass-produced
aluminium luggage
trolley



VOYAGER EVOLUTION
Modern and attractive

COSMETICS

SKIN CARE & MAKE UP

la prairie

la prairie

la prairie

la prairie

la prairie

SHISEIDO



Quality_MADE BY WANZL

Wanzl sets standards for quality and design



IN-HOUSE CAD DEVELOPMENT



CONSIDERABLE MANUFACTURING DEPTH



EXCELLENT PRODUCT SYSTEMS

■ **The range of** Wanzl luggage transport trolleys, trolley management systems, porter trolleys, entrance and exit systems and service products is always expanding. But all the models and systems have one thing in common – a name that guarantees safety and quality: Wanzl.

■ **Planning** is supported by Wanzl's experience and know-how. During production, Wanzl can rely on high-quality materials, perfect processing and considerable manufacturing depth in-house. This enables us to always meet our own high expectations for product quality, short delivery times and delivery readiness.

■ **Our high quality standards** ensure long-term, virtually maintenance-free use and investment security. Modern testing methods ensure impeccable functionality and durability.

Wanzl guarantees

■ **In addition to the statutory warranty**, Wanzl offers a reliable and flexible network of qualified service engineers who will be only too willing to help you if required.

Wanzl Quality Highlights

Premium quality down to the finest detail

Materials and quality surfaces

- Wanzl uses only superior materials such as high-quality thick tubing
- Top-quality workmanship in-house and surface coating
- UV-resistant plastics for proprietary highly impact-resistant plastic parts

Extremely long product life spans – resulting in very low maintenance and repair costs (total cost of ownership).

High corrosion resistance due to multi-layered, extremely resistant surface coating.

EXEMPLARY FINISHES

Zinc and transparent powder layer

Zinc and transparent dip coating



Antibacterial handles

All plastic powder-coated Wanzl handles have an antibacterial coating. To maintain hygiene.



Quality brake system

- Perfect braking due to metallic brake shoe on the natural rubber surface of the castor
- Minimal wear as braking only occurs on the sides of the castor with no effect on the tread
- Brake adjusts itself to ensure a consistent braking force

Brake handle

Internal brake mechanism, maintenance-free

Brake shoe

Side

Tread



Wanzl bonded-on quality castors

- Three-year warranty
- Natural rubber tread
- Minimal wear
- Non-chalking (leaves no residue)
- Double-sealed industrial ball bearing


Thread guard

Screwed axle

Twin ball bearings

Noise-damping plastic hub

Natural rubber tread, non-chalking

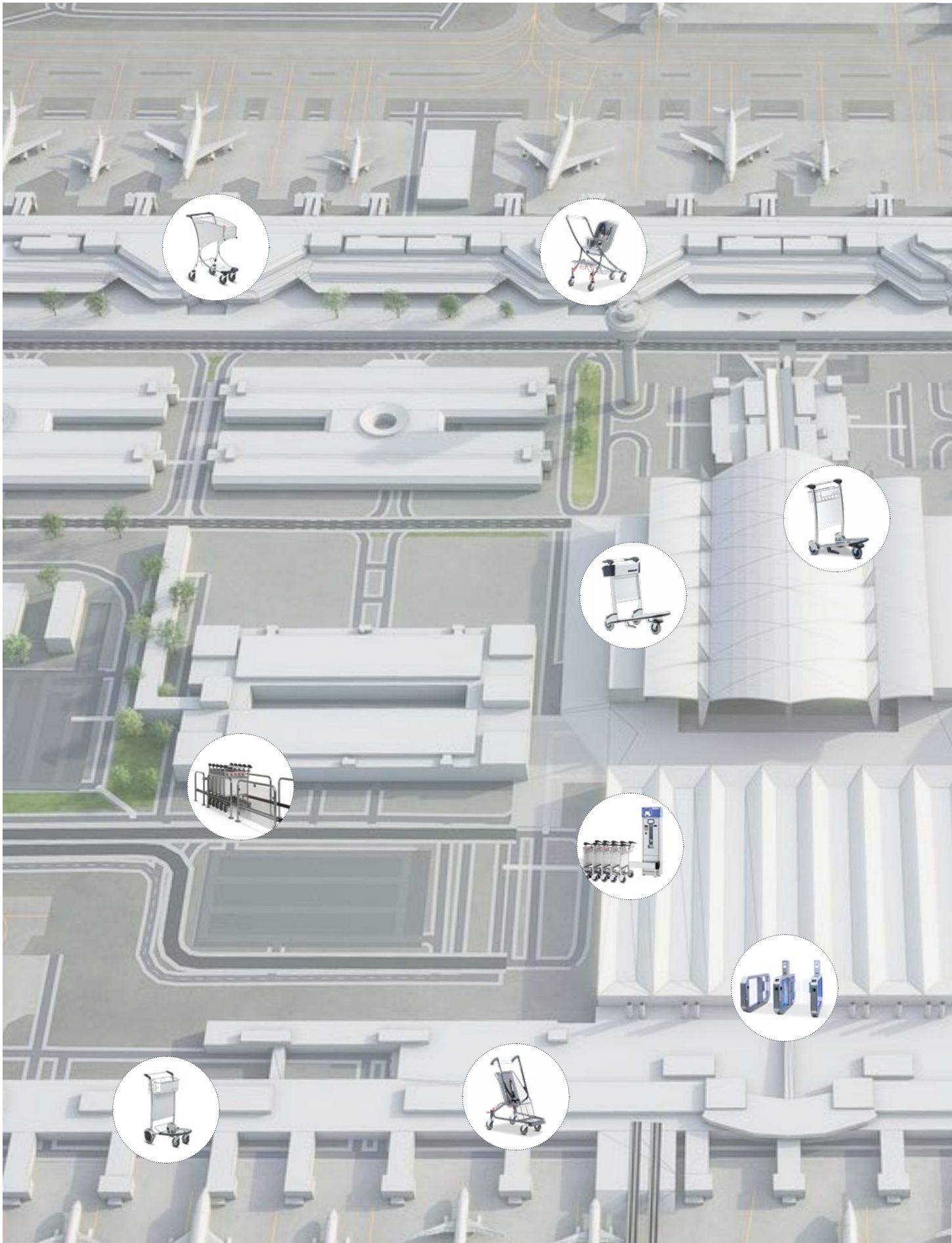


Specifications

Trolleys – overview

Model	Page	Length x width x height (mm)	Steel	Aluminium	Stainless steel	Dynamic load capacity (kg)	Stacking depth (mm)	Weight (kg)	Advertising space (cm ²)	Castors	Automatic brake	For travellers
Landside												
Voyager Evolution 3000	14 - 15	1,080 x 673 x 1,050		☑		120	265	18	5146	2 fixed castors 1 swivel castor	☑	☑
Voyager Evolution 3000 BL	16 - 17	1,080 x 673 x 1,050		☑		120	265	18	5146	2 fixed castors 1 swivel castor	☑	☑
Travel 300	18-19	950 x 640 x 1,020	☑		☑	200	250	23	4255	2 fixed castors 1 swivel castor	☑	☑
Travel 300 BL	20-21	980 x 640 x 1,020	☑		☑	200	265	26	4683	2 fixed castors 1 swivel castor	☑	☑
Travel 400	22-23	1,015 x 603 x 1,020	☑		☑	250	335	26	3515	2 fixed castors 2 swivel castors	☑	☑
Eurosprinter	24-25	1,160 x 720 x 1,075	☑		☑	330	330	41	2030	2 fixed castors 1 double swivel castor	☑	
Tourist 3000	26	994 x 636 x 1,042	☑			200	266	22	4320	2 fixed castors 1 swivel castor	☑	☑
Airside												
Airport-Shopper NG	30	695 x 530 x 1,000	☑			80	200	13	2200	4 swivel castors		
Easy 88	31	640 x 534 x 1,000	☑			80	220	16	1953 (2x)	4 swivel castors		
Easy 400	32	655 x 560 x 995	☑		☑	80	270	14	3860	2 fixed castors 2 swivel castors		☑
Kiddo®	33	750 x 594 x 1,000	☑			30	230	12	-	2 fixed castors 2 swivel castors		
Kiddolino	34	907 x 527 x 1,054	☑			65	400	15	-	4 swivel castors		

Plastics used for landside models are available in anthracite grey (RAL 7016) or in ultramarine blue (RAL 5002). Special colours on request.



01 Luggage Trolleys – Landside

02 Luggage Trolleys – Airside

03 Trolley Management

04 Porter Trolleys

05 Access Solutions

06 Shop Solutions



01 Luggage Trolleys – Landside



01 Luggage Trolleys – Landside

The right trolley for your passengers

■ **Luggage trolleys** for different requirements: Landside trolleys can transport large items of luggage long distances without any problems. They are easy to push even when heavily loaded and are also available in designs suitable for escalators – if these are required due to the facilities at an airport.

■ **The high-quality craftsmanship** in all Wanzl luggage transport trolleys is synonymous with our company. Our high-quality products also continue to function perfectly for years. We guarantee to provide Wanzl original spare parts quickly in the long term via our after-sales service.

01.01 Voyager Evolution 3000

A trolley with a uniquely elegant design and the highest standard of quality

- > *Lightweight trolley for pushing rows of luggage trolleys*
- > *Extended platform for transporting large amounts of luggage*
- > *Ergonomic handle with antibacterial powder coating*




VOYAGER EVOLUTION 3000
Luggage transport trolley

01.01 Voyager Evolution 3000

■ **The Voyager Evolution 3000 stands out visually with its revolutionary design and impresses with its functions**, which include an extended platform for luggage, a hybrid basket, extended bumper protection, an antibacterial powder-coated handle for better hygiene, and the long-time tried-and-trusted, maintenance-free brake system – as well as the most reliable castors in the world.

Push function

With the fully manoeuvrable Voyager Evolution 3000 model, it is possible to move rows of luggage trolleys even in the narrowest of spaces or to push them using scooters.



Hybrid basket

The unique basket design offers the largest possible advertising space and allows for the integration of several types of RFID device for optimum fleet management.

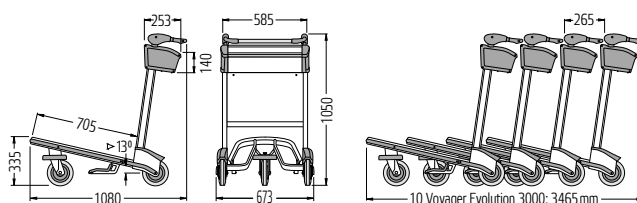


Extended bumper protection

The trolley features an all-round bumper guard, ensuring ideal protection for fittings, fixtures and the trolley itself.



Voyager Evolution 3000



Can be nested to save space

Advertising space:

- 500 x 80 mm
- 100 x 80 mm
- 525 x 320 mm
- 40 x 680 mm
- 505 x 135 mm



Order no.	05.84186.95
Static/dynamic load capacity	250 kg / 120 kg
Nesting depth	265 mm
Weight	18 kg
Advertising space	5,146 cm ²
Castors	2 fixed castors / 1 swivel castor
Castor diameter	180 mm
Trolley material	Anodised aluminium
Basket material	Aluminium and plastic, colour of plastic parts RAL 9005*
Automatic brake	Self-adjusting
Optional accessories	
Adapter for vending unit	☐
Coin deposit system	☐
Travelator castor	☐
Folding bracket	☐
Handling: Push function with scooter, radius 4,000 mm	Push

* Other colours available on request

01.02 Voyager Evolution 3000 BL

A trolley with a uniquely elegant design and the highest standard of quality

- > *Lightweight trolley for pulling rows of luggage trolleys*
- > *Extended platform for transporting large amounts of luggage*
- > *Ergonomic handle with antibacterial powder coating*



VOYAGER EVOLUTION 3000 BL
Luggage transport trolley




VOYAGER EVOLUTION 3000
Luggage transport trolley

01.02 Voyager Evolution 3000 BL

■ **The Voyager Evolution 3000 BL is the first choice for luggage trolleys to be scooter-towed in long rows.** Its revolutionary design impresses with an extended platform for luggage, a hybrid basket, extended impact protection, an antibacterial-coated handle, the long-time tried-and-tested, maintenance-free brake system and the world's most reliable castors.

Pull function

With the Voyager Evolution 3000 BL model, it is possible to efficiently pull long rows of luggage trolleys using scooters – with extremely low castor abrasion.



Hybrid basket

The unique basket design offers the largest possible advertising space and allows for the integration of several types of RFID device for optimum fleet management.

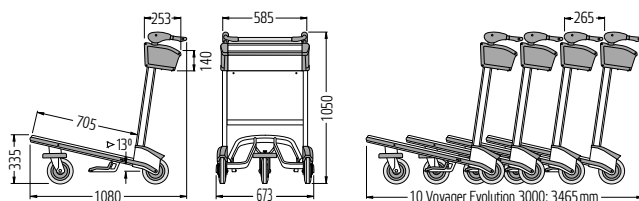


Extended bumper protection

The trolley features an all-round bumper guard, ensuring ideal protection for fittings, fixtures and the trolley itself.



Voyager Evolution 3000 BL



Can be nested to save space

Advertising space:

- 500 x 80 mm
- 100 x 80 mm
- 525 x 320 mm
- 40 x 680 mm
- 505 x 135 mm



Order no.	05.84073.95
Static/dynamic load capacity	250 kg / 120 kg
Nesting depth	265 mm
Weight	18 kg
Advertising space	5,146 cm ²
Castors	2 fixed castors / 1 swivel castor
Castor diameter	180 mm
Trolley material	Anodised aluminium
Basket material	Aluminium and plastic, colour of plastic parts RAL 9005*
Automatic brake	Self-adjusting
Optional accessories	
Adapter for vending unit	☐
Coin deposit system	☐
Travelator castor	☐
Folding bracket	☐
Handling: Pull function with scooter, radius 4,000 mm	Pulling

* Other colours available on request

01.03 Travel 300

The stylish all-rounder

- > *Bestseller with low nesting depth*
- > *Maintenance-free, self-adjusting brake*
- > *Reliable companion for transporting luggage*



TRAVEL 300
Landside luggage transport
trolleys

01.03 Travel 300

■ **The tried-and-tested construction with stable luggage support, effective brake mechanism with a self-adjusting, maintenance-free brake and exemplary reliability make the Travel 300 a worldwide bestseller.**

Articulated cap

Tight fit, easy to maintain and simply pleasant to handle.



Bumper

The all-round bumper protects the interior décor against damage.



Safety

Operating instructions are on the handle and inside the large basket for hand luggage.

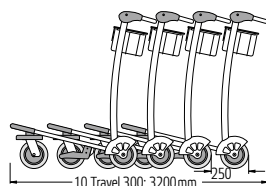
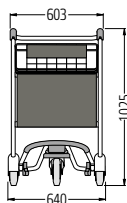
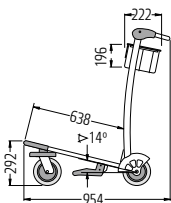


Antibacterial

Wanzl handles have an antibacterial plastic powder coating to maintain hygiene.



Travel 300



■ Advertising space

Can be nested to save space



Order no.	05.85429.52
Static/dynamic load capacity	300 kg / 200 kg
Nesting depth	250 mm
Weight	23 kg
Advertising space	4,255 cm ²
Castors	2 fixed castors / 1 swivel castor
Castor diameter	180 mm
Material	Steel
Surface	Galvanised, chrome-plated, transparent, polyester-coated
Alternative material	Electro-polished stainless steel
Use on travelator	☑
Automatic brake	Self-adjusting
Optional accessories	
Adapter for vending unit	☑
Coin deposit system	☑
Travelator castor	☑

01.04 Travel 300 BL

The premium model

- > Automatic braking upon nesting
- > Quick and safe manoeuvring of trolley clusters by service personnel
- > High-quality workmanship with well thought-out detailed solutions



Pat. pend.

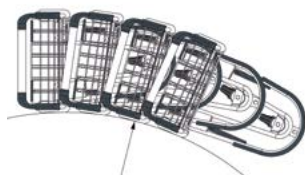
TRAVEL 300 BL
Landside luggage
transport trolleys

01.04 Travel 300 BL

■ **Premium technology packed into a timeless premium model.** The Travel 300 BL sets itself apart with its well thought-out detailed solutions: high-quality workmanship, automatic brake release upon nesting, castors in direct contact with the ground and much more besides. The result: satisfied passengers and a quick and secure way for service staff to manoeuvre multiple nested trolleys.

Small turning circle

Extended stacking spacer guarantees a smaller turning circle.



Airport Scooter

Nested trolleys are easily pulled along by the Airport Scooter.



Safety

Operating instructions are on the handle and inside the large basket for hand luggage.

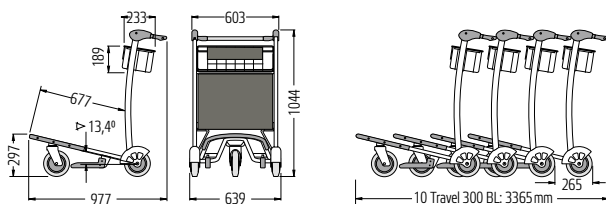


Antibacterial

Wanzl handles have an antibacterial plastic powder coating to maintain hygiene.



Travel 300 BL



■ Advertising space

Can be nested to save space



Order no.	05.85655.52
Static/dynamic load capacity	300 kg / 200 kg
Nesting depth	265 mm
Weight	26 kg
Advertising space	4,683 cm ²
Castors	2 fixed castors / 1 swivel castor
Castor diameter	180 mm
Material	Steel
Surface	Galvanised, chrome-plated, transparent, polyester-coated
Alternative material	Electro-polished stainless steel
Use on travelator	☑
Automatic brake	Self-adjusting
Optional accessories	
Adapter for vending unit	☑
Coin deposit system	☑
Travelator castor	☑

01.05 Travel 400

The classic from Wanzl

- > *Automatic braking upon nesting*
- > *Design with four castors*
- > *Generous luggage platform*



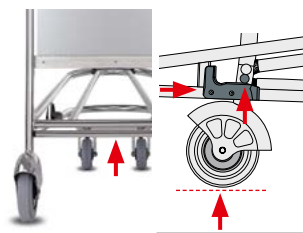
TRAVEL 400
Landside luggage
transport trolleys

01.05 Travel 400

■ **The four-castor design that has been tried and tested all over the world.** The Travel 400 series shows why: The robust, durable construction with a generous luggage platform and extreme stability when heavily loaded make this the perfect trolley, especially under extreme conditions.

Low wear

Minimal castor wear when pushing or pulling nested trolleys due to the brake release feature.



Folding bracket

Optional as extra luggage restraint.



Optional

Design with three castors: Travel 400/3 with a 180 mm diameter castor at the front.

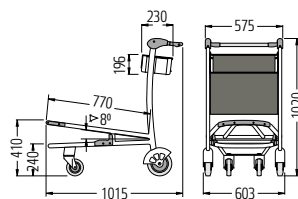


Antibacterial

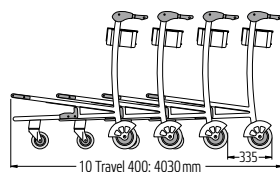
Wanzl handles have an antibacterial plastic powder coating to maintain hygiene.



Travel 400



■ Advertising space



Can be nested to save space



Order no.	05.85203.52
Static/dynamic load capacity	400 kg / 250 kg
Nesting depth	335 mm
Weight	26 kg
Advertising space	3,515 cm ²
Castors	2 fixed castors / 1 swivel castor
Castor diameter	180 mm / 125 mm
Material	Steel
Surface	Galvanised, chrome-plated, transparent, polyester-coated
Alternative material	Electro-polished stainless steel
Use on travelator	☑
Automatic brake	Self-adjusting
Optional accessories	
Adapter for vending unit	☑
Coin deposit system	☑
Travelator castor	☑
Folding bracket	☑

01.06 Eurosprinter

The safe way to transport luggage on escalators

- › *Solid appearance, manoeuvrable*
- › *Maximum comfort when transporting on escalators*
- › *Automatic braking upon nesting*



EUROSPRINTER
Landside luggage
transport trolleys



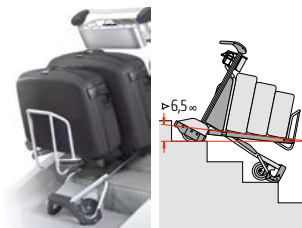
Pat. pend.

01.06 Eurosprinter

■ **Solid appearance, manoeuvrable and safe:** These are the attributes of the Eurosprinter, offering passengers optimum convenience and safety as they transport their luggage on escalators.

Safety

Luggage is transported safely on a virtually horizontal loading area when using escalators.



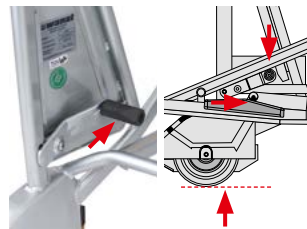
Airport Scooter

Nested trolleys are easily pushed and pulled along.



Low wear

Minimal castor wear when pushing or pulling nested trolleys due to the brake release feature.

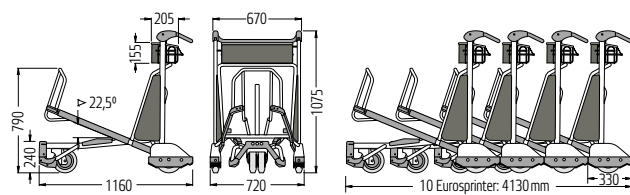


Plastic profiles

Provide additional protection for the interior décor against damage.



Eurosprinter



■ Advertising space

Can be nested to save space



Order no.

05.17516.52

Static/dynamic load capacity

500 kg / 250 kg

Nesting depth

330 mm

Weight

41 kg

Advertising space

2,030 cm²

Castors

2 fixed castors / 1 double swivel castor

Castors Ø rear / front

200 mm / 180 mm

Material

Steel

Surface

Galvanised, chrome-plated, transparent, polyester-coated

Alternative material

Electro-polished stainless steel

Load on escalators/max. inclination

80 kg / 30°

Automatic brake

Self-adjusting

Optional accessories

Adapter for vending unit



Coin deposit system



01.07 Tourist 3000

Our well-priced entry-level model

- > Galvanised steel trolley at an attractive price
- > Maintenance-free, self-adjusting brakes
- > Compatible with competitor trolleys



TOURIST 3000

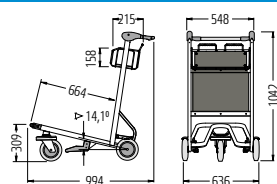
■ The Tourist 3000 luggage trolley is an entry-level model in Wanzl quality. It can be combined with various trolleys and is virtually maintenance-free.

Bumper

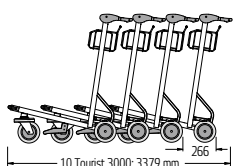
For protecting the interior décor against damage.



Tourist 3000



■ Advertising space



Can be nested to save space



Order no.

05.62716.52

Static/dynamic load capacity

300 kg / 200 kg

Nesting depth

265 mm

Weight

22 kg

Advertising space

4,320 cm²

Castors

2 fixed castors / 1 swivel castor

Castor diameter

180 mm

Material

Steel

Surface

Galvanised, chrome-plated, transparent, polyester-coated

Automatic brake

Self-adjusting

Use on travelator

☑

Handling: Push function with scooter

Push

Optional accessories

Adapter for vending unit

☑

Coin deposit system

☑

Travelator castor

☑

01.08 Customised Solutions

Our special solutions for special cases

■ In addition to our standard products which are proven around the world, we also develop special solutions on request. Recent examples of some of our work are featured on this page.

Combi C400

The Combi C400 luggage trolley perfectly complements existing fleets, as it can be combined with other models. The four swivel castors guarantee that the trolley stands securely and enable service personnel to move it sideways during in-line transport or when loading trucks.



Travel 300 in a high version

A globally unique system ensures that the brakes are lifted during nesting and that the trolleys can thus be optimally moved together. The curved handle provides additional safety when exiting the travelator, as the brake is automatically released when getting onto the travelator.



Combi E300

The Combi E300 luggage trolley perfectly complements existing fleets, as it can be combined with competitor models. Thanks to the use of high-quality, galvanised steel, the trolley is equipped for heavy use at the airport.



02 Luggage Trolleys – Airside



02 Luggage Trolleys – Airside

Convenient shopping in the duty-free area and relaxed travel with children

- **Our airside trolleys transport hand luggage as well as purchases from the duty-free shop.** They are small and manoeuvrable, making them ideal for use in busy areas. The standard bottom tray offers plenty of space for hand luggage. Passengers can therefore use the full basket volume to accommodate many purchases.
- **Wanzl also offers convenience for little globetrotters.** For stress-free time in the terminal, we offer children's trolleys in our range for families. They relieve the burden on parents during long journeys through the terminal and are a selling point for family-friendly airports.

02.01 Airport Shopper NG

Attractive and timeless design

- > Two customisable advertising spaces
- > Bottom tray featured as standard
- > Large bumper rail



AIRPORT SHOPPER NG

■ The elegant Airport Shopper NG is fitted with a basket with closed sides and offers a large volume for purchases. The Wanzl swivel castors guarantee easy manoeuvrability, while a bumper rail made of high-quality plastic protects the interior décor from damage.

Quality castors

Original Wanzl swivel castors with rubber tread and plastic deflector rings guarantee easy handling.



Equipment

Remodelled bottom tray designed to prevent hand luggage from slipping.

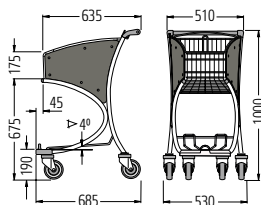


Optional

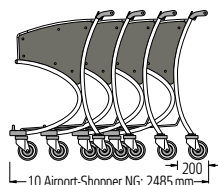
Optional folding child seat with plastic seat.



Airport Shopper NG



■ Advertising space



10 Airport-Shopper NG: 2485 mm
Can be nested to save space



Order no. Version WITH child seat

05.73452.52

Order no. Version WITHOUT child seat

05.73451.52

Length x width x height

685 x 530 x 1,000 mm

Static/dynamic load capacity

180 kg / 80 kg

Nesting depth

200 mm

Weight

15 kg

Advertising space

2,200 cm²

Castors

4 swivel castors

Castor diameter

125 mm

Material / surface

Steel / galvanised, chrome-plated, transparent, polyester-coated

Bottom tray



02.02 Easy 88

The basic model for airside luggage

- › Easy to push
- › Large advertising spaces for a small trolley
- › Simple construction at the best price



EASY 88

■ The Easy 88 is a simple shopping trolley for the duty-free area. Hand luggage can be stowed easily without taking up space needed for purchases. Large advertising spaces on the sides of the basket offer a lucrative opportunity to generate revenue.

Quality castors

Original Wanzl swivel castors with rubber tread and plastic deflector rings guarantee easy handling.

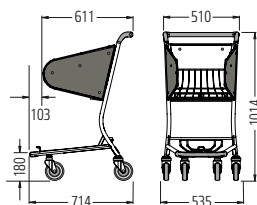


Equipment

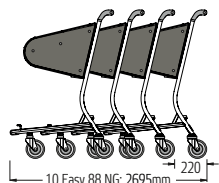
Two bumper caps provide protection against damage to the interior décor.



Easy 88



■ Advertising space



Can be nested to save space



Order no.

02.50001.52

Length x width x height (mm)

715 x 535 x 1,015 mm

Static/dynamic load capacity

100 kg / 80 kg

Nesting depth

220 mm

Weight

16 kg

Advertising space

2 x 1,953 cm²

Castors

4 swivel castors

Castor diameter

125 mm

Material / surface

Steel / galvanised, chrome-plated, transparent, polyester-coated

Bottom tray

☑

02.03 Easy 400

Small but high-quality trolley for hand luggage

- > Compact design with antibacterial handle
- > Additional plastic profiles to protect the interior décor against damage
- > High-quality swivel castors with quiet rubber tread



EASY 400

■ **Compact, sturdy and space-saving.** The Easy 400 offers passengers sufficient space for hand luggage and shopping. With large advertising surfaces and four castors, it is a particularly attractive proposition.

Antibacterial

Antibacterial handle. Advertising can be printed on handle profile on request.



Plastic profiles

Generous plastic bumper profiles provided as standard to protect equipment.

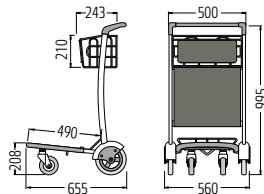


Optional

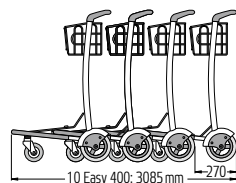
Electrically conductive castors protect trolleys against static discharge.



Easy 400



■ Advertising space



Can be nested to save space



Order no.

05.71191.52

Static/dynamic load capacity

150 kg / 80 kg

Nesting depth

270 mm

Weight

14 kg

Advertising space

4,420 cm²

Castors

2 fixed castors / 2 swivel castors

Castors Ø rear / front

200 mm / 125 mm

Material

Steel

Surface

Galvanised, chrome-plated, transparent, polyester-coated

Bottom tray

☑

Alternative material

Electro-polished stainless steel

Alternative castors, electrically conductive

☑

02.04 Kiddo®

A certified and robust pushchair for a high standard of child safety

- › Robust construction for many years of use
- › Washable seat upholstery
- › Locking brake as standard



KIDDO®
Design pend.
Pat. pend.

■ A comfortable trolley with safety certificate in accordance with DIN EN 1888:2012. It is exceptionally easy to steer and moves easily over a variety of surfaces. As such, it provides effective relief for parents while shopping at duty-free shops or on long walks at airports.

Safety belt

Individually adjustable 5-point children's harness for buckling up.



Brake

The locking brake is operated with one foot, according to the required safety regulations.

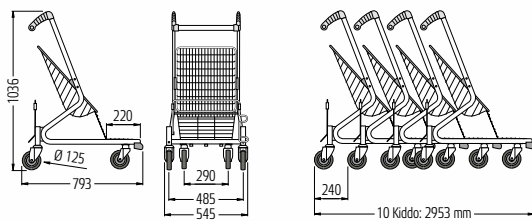


Optional

Flagpole for better visibility with flag which can be printed in the customer's own design.



Kiddo®



Can be nested to save space



Order no.

05.76276.76

Total load capacity

30 kg

Load capacity of seat

25 kg

Load capacity of bottom shelf (if present)

2 kg

Nesting depth

240 mm

Weight

14.5 kg

Castors

4 swivel castors, 2 with brakes

Castor diameter

125 mm

Material

Steel

Surface

Plastic, powder-coated

Coin deposit system

Optional

Flagpole

Optional

02.05 Kiddolino

A certified pushchair for babies and toddlers aged 6 to 36 months

- > Washable seat cover
- > Locking brake as standard
- > 5-point belt for secure fastening




KIDDOLINO

■ A pushchair with safety certificate in accordance with DIN EN 1888:2012. It is exceptionally easy to steer and moves easily over a variety of surfaces. As such, it provides effective relief for parents while shopping at duty-free shops or on long walks at airports.

Seat

Individually adjustable seat angle for a comfortable ride

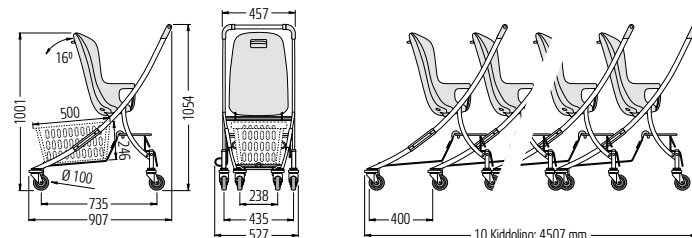


Brake

The locking brake is operated with one foot, according to the required safety regulations.



Kiddolino



Order no.	02.00 345.95
Total load capacity / bottom tray (if fitted)	65 kg / 50 kg
Nesting depth	400 mm
Weight	15 kg
Castors	4 swivel castors
Castor diameter	100 mm
Material	Steel
Surface	Plastic, powder-coated

We are the top provider of luggage trolleys for airports!

More than half a million Wanzl luggage transport trolleys are ready and waiting for travellers at around **500 airports**.



North America

16,909 trolleys
at 62 airports

Central / South America

17,387 trolleys
at 41 airports

Europe

98,852 trolleys
at 163 airports

Africa

68,480 trolleys
at 88 airports

Asia

207,467 trolleys
at 88 airports

Australia / Oceania

9,206 trolleys
at 14 airports

Middle East

72,862 trolleys
at 24 airports

As at: July 2022

Statistically, **one in three luggage transport trolleys** at airports around the world is a Wanzl trolley.

03 Trolley Management



03 Trolley Management

Innovative investments that pay off

■ **The constant availability of** Wanzl luggage transport trolleys when required is essential for perfect trolley management. The well-organised supply of trolleys, the recirculation of trolleys via Wanzl collection points and the safe return of whole rows of trolleys to collection points using Wanzl airport scooters ensure that workflows are carried out efficiently.

■ **Maintenance** for luggage transport trolleys and related equipment, so that everything functions perfectly. Wanzl supplies the required original spare parts to replace wear parts. The latest software and modern RFID technology make maintenance child's play and enable you to keep track of costs.

03.01 Vending Unit NG

Paying trolley release systems

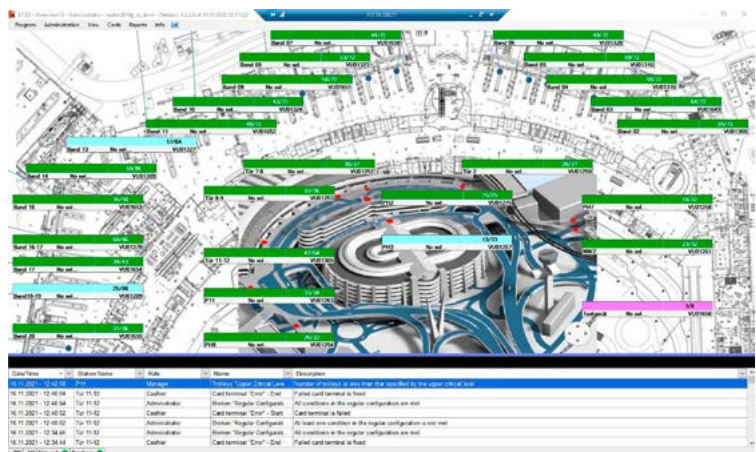
- > Trolley guidance via the new rail profile and new trolley adapter
- > A variety of payment options and possibility to use as a coin deposit system
- > Single or multiple row trolley provision

VENDING UNIT NG
Pat. pend.



ETISS Software & Service

The "ETISS" application (Electronic Transaction-Safe Infrastructure Software and Services) manages the vending units. The layout of the intelligent screen elements can be fully adapted to the corporate design of your company. Data is transferred between the machine and the application exclusively in encrypted form. The incorporated security options enable a direct connection from the ticketing system to the Internet, thus offering flexible management of components. Remote maintenance, central software distribution and an adapted alarm system are also included in the delivery of the software.



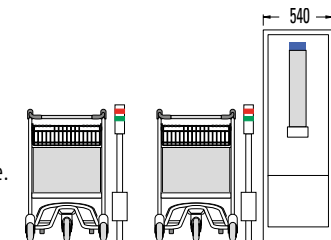
03.01 Vending Unit NG

■ **Coin acceptance with automatic sorting**, integrated alarm system, mechanical cash container locking, anti-theft multiple locking, graphics-enabled ticket/receipt printer and LAN interface for data exchange make the Vending Unit NG truly versatile.



Trolley guide made of aluminium profile

Rail profile and trolley adapter ensure reliable trolley guidance. Multiple tracks can be controlled with one unit.



Trolley adapter

Narrow plastic adapter in sturdy design with guide rollers.



Highlight

Illuminated signage for better visibility (optional, in the customer's own design).

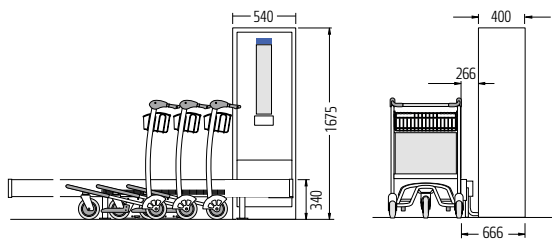


Touch screen, 7"

Easy and intuitive operation using the integrated touch display.



Vending unit NG



Order no.	On request
Currency	All national currencies
Coin acceptance	Up to 6 different coins
Change given	In coins
Automatic sorting	☑
Electricity supply	230 V/AC or 115 V/AC; 50 Hz or 60 Hz
Technical details	
Statistics/reporting function	Integrated
Fee adjustment	Freely configurable
Alarm system	Integrated
Cash container locking	Mechanical
Optional	
Accepts credit cards	Up to 4 different credit cards
Banknote acceptance/return	Up to 5 different banknotes
ETISS® inventory and analysis software	Via LAN

03.02 Maintenance & Inventory

Detailed maintenance check with RFID

- > Full documentation of service tasks that have been performed
- > Evaluation of service costs for specific periods
- > Overview of available trolleys



MAINTENANCE SOFTWARE

Laptop not included

Transponder

Luggage trolley identification via the transponder built into the handle cap.



Trolley inventory

Displays all recorded luggage trolleys fitted with transponders.

Trolley no.	Title	Type	Year of production	Last date of reading
1	IAE 00001/07	Voyager 3000	2007-09-01	
2	IAE 00002/07	Voyager 3000 EX	2007-09-01	
3	IAE 00003/07	Travel 400	2007-09-01	
4	IAE 00004/07	Combi 300	2007-09-01	
5	IAE 00005/07	Travel 300 mit Adapter	2007-09-01	
6	IAE 00006/07	Travel 300 mit Adapter	2007-09-01	
7	IAE 00007/07	Travel 300 mit Adapter	2007-09-01	
8	IAE 00008/07	Easy 400	2007-09-01	
10	IAE 00010/07	Airport Shopper ES	2007-09-01	
11	IAE 00011/07	Airport-Shopper	2007-09-01	

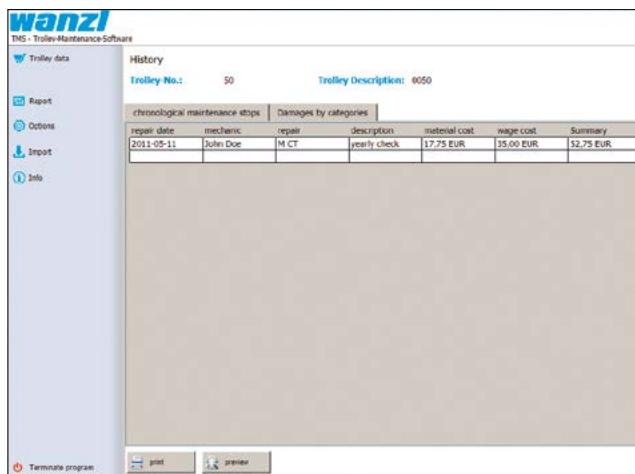
03.02 Maintenance & Inventory

■ **Regular maintenance checks increase the cost-effectiveness of luggage transport trolleys.** Each trolley is identified with a passive transponder and all maintenance work is analysed in detail.



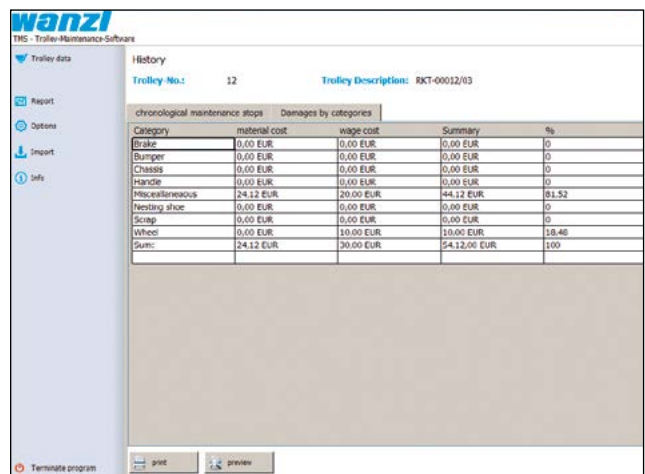
Trolley history I

The workshop visits of each individual trolley and the costs incurred are recorded chronologically in the database.



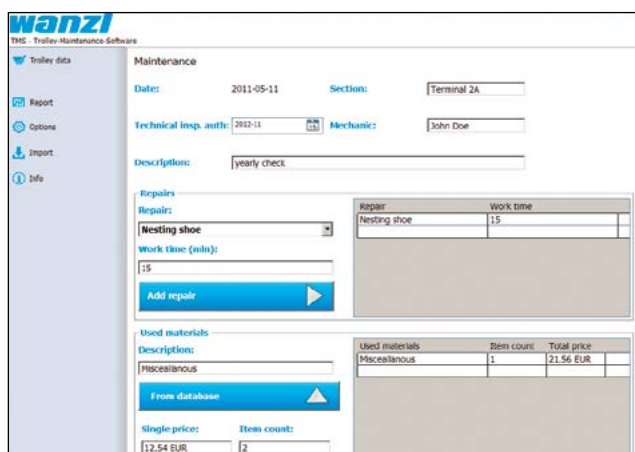
Trolley history II

List and overview of all defects in accordance with defined categories and frequency with overview of costs.



New visit to workshop

Documentation of the maintenance work performed. Recording of staff and material costs.



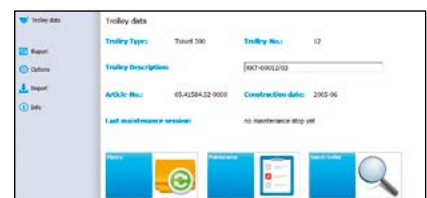
Mobile scanner

For recording inventory.



Maintenance scanner

Wired. For use in maintenance work in the workshop.



03.03 Trolley Tracking

For optimised fleet management

- > *Makes trolley supply planning easier*
- > *Reduces inefficient search times for luggage transport trolleys*
- > *Suitable for both indoor and outdoor use*

■ **Every luggage trolley is equipped with an RFID tag,** while every depot or collection point has an RFID reader to record data. The airport operator has an overview of the current location of their trolleys at all times. This allows depots to be defined in a more customer-friendly manner, given plenty of space and filled on time. This not only reflects positively on the airport's general image, but also increases passenger satisfaction, as they can always find a luggage transport trolley when they need one.



Tracking...

1. Trolleys in zones

The airport site is divided into individual zones. In almost real time, the system logs the number and location of trolleys on the site.

2. Trolley depots

Using an RFID reader (gateway), every collection point reports the current number of available trolleys to the system.

3. Entries and exits

The system measures and evaluates the flow of trolleys between the individual zones. In almost real time, the system logs the points at which a trolley moves from one zone to the next.

General information about the system:

- The system works indoors and outdoors
- Wiring/infrastructure requirements are minimal
- Information is provided in almost real time
- The system can be retrofitted into existing infrastructures
- Long-life batteries. This reduces maintenance work.
- RFID tag with waterproof enclosure (IP 65)

03.03 Trolley Tracking



The tracking dashboard

The dashboard shows the customer-specific layout of the airport site.

Basic information:

- Number and definition of trolleys currently in use or out of use
- Battery status of the tags
- Level of luggage transport trolleys in the collection stations
- Position of the luggage transport trolleys in the respective zones
- Definition of threshold values for all parameters

In addition, the historical trolley data collected is evaluated. Since the same flights arrive every week, the system is able to learn from the historical data how many trolleys are required on average for every arriving or departing aeroplane and defines the number of trolleys needed for each collection point.

Benefits of trolley tracking

- 1 Reduces inefficient search times for trolleys.** Optimised staff allocation, which in turn results in reduced operating costs.
- 2 Improved trolley availability** increases customer satisfaction.
- 3** Monitoring trolley buffer areas allows **spikes in traffic to be better managed.**
- 4 Possibility to locate trolleys** in remote areas and in the vicinity of the airport: Airport operators know where their trolleys are at all times.
- 5** Airport operators know **the total number of trolleys** needed for daily operations.
- 6 Monitoring of service level agreements** with third-party providers.
- 7 Evaluation of trolley dwell time.**
- 8 Possibility to visualise routes taken outside and inside the buildings.** These routes can be used to determine which areas are visited more frequently. This information can be used to optimise revenue flows.

03.04 Airport Scooter

For transporting and collecting luggage transport trolleys

- > Efficient and cost-effective
- > Allows a person to ride on the scooter
- > Pushing and pulling design




AIRPORT SCOOTER
with pulling adapter

■ The Airport Scooter transports and collects luggage transport trolleys efficiently and cost-effectively. The trolleys can be shunted with a pushing or pulling motion using a special adapter.

Airport Scooter	
Order no.	05.40002.95
Weight	380 kg
Motor with permanent magnetic brake	1000 W, 24 V DC
Top speed	6 km/h
Batteries	4 x 6 V / 180 Ah
Charger	24 V / 30 A
Charge voltage	220 V
Colour	As requested

Remote control

The scooter can be efficiently remotely controlled when pushing luggage trolleys.



Additional equipment	
Standard equipment for pushing	
Pushing adapter	☑
Standard equipment for pulling	
Pulling adapter	☑

03.05 Scooter M9

The electrical manoeuvring aid for pushing and pulling luggage transport trolleys

- > Easy speed adjustment to the pace of the operator
- > Suitable for indoors and outdoors
- > For loads up to 3,000 kg



SCOOTER M9



Numerous pulling adapters to choose from

■ The M9 is equipped with pneumatic wheels that are suitable for both indoor and outdoor use and always ensure maximum grip and a very low vibration level. What's more, they are very durable and offer exceptional performance on any terrain.

The drive axle is positioned at the rear end of the luggage trolley machine to provide greater stability and control over the direction of the load to be pulled.

Scooter M9

Order no.	05.87463.95
Length x width x height (mm)	1,660 x 720 x 1,300
Weight	131 kg
Motor	600-1600W, 24V DC
Top speed	4.5 km/h
Batteries	2x 12V, 105 / 130 Ah
Charger charging capacity	12 Ah
Charge voltage	230 V

5 speed settings

Each click increases the speed by 20% compared to the previous gear.



Remote control (optional)

For convenient handling of trolley trains: the M9 can be configured for driving operation by remote control. The operator can steer the direction of the trolleys while driving the machine remotely.



03.06 Guide Rails

Modular system for luggage trolley collection points

- > *Stainless steel tube, electro-polished with high-gloss finish*
- > *Can be extended as required*
- > *Generous advertising spaces*



GUIDE RAILS

03.06 Guide Rails

■ **Sturdily constructed from stainless steel** and suitable for interior or exterior use, these guide rails ensure that luggage trolleys are compactly stored and ready for use. The system can be adapted in length to match customer specifications and can be installed in single or multiple rows.

Coin deposit system

Different coin deposit systems can be fitted to suit the type of trolley.



Acrylic glass

Optionally available with dimensions of 1,378 x 638 mm or 678 x 638 mm.



High quality

The guide rails are made from high-quality stainless steel tubing. Lateral trolley guidance provided by hard-wearing plastic profile.

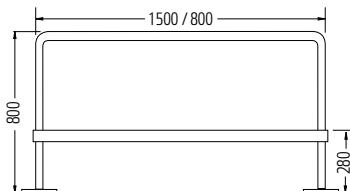


Advertising panels

Adhesive advertising panels are optionally available with dimensions of 1,378 x 638 mm or 678 x 638 mm.



Guide rails



Order no.

Material

Surface

Length

Accessories

Large acrylic advertising panel with clip holder

Small acrylic advertising panel with clip holder

Coin deposit system with row docking station

On request

Stainless steel

Electro-polished

Individual



04 Porter Trolleys



04 Porter Trolleys

Added feature for group travellers and VIP guests

■ **Our luggage collection trolleys take the pressure off your staff when handling luggage** for group travellers and VIP guests and highlight the customer-friendliness of the airport. We have robust trolleys for high luggage volumes and loads of up to 750 kilograms in our range, as well as elegant trolleys with high-quality surfaces for a stylish reception and service for more discerning passengers. For greater safety, the trolleys can be equipped with locking brakes on request, which guarantee stability when loading and unloading.

■ **The high-quality craftsmanship** of all Wanzl luggage transport trolleys is synonymous with our company. Our high-quality products also continue to function perfectly for years. We guarantee to provide Wanzl original spare parts quickly in the long term via our after-sales service.

04.01 Porter Trolley 2000 NG

The high-capacity luggage collection trolley

- > Large load capacity for transporting luggage for tour groups
- > Refined technical details and large advertising spaces
- > Optional locking brake



There's also easy-to-reach space for small items in the integrated basket.

PORTER TROLLEY 2000 NG
with optional clothes rail

■ The Wanzl model for transporting luggage for people travelling in groups has a large capacity for luggage of varying sizes and formats. In addition, the sophisticated technical features also mean that it is still very comfortable to push and steer.

Easy handling

The double-sided handles and 5th wheel mean this trolley is easy to manoeuvre even when fully loaded.



Porter Trolley 2000 NG	
■ Advertising space	
Order no.	05.74469.52
Load capacity	750 kg
Weight	85 kg
Advertising space	1,4850 cm ²
Castors	4 swivel castors
Castor diameter	200 mm
Material	Steel
Surface	Galvanised chrome-plated
Locking brake	Optional
Clothes rail (fixed or fold-out)	Optional

04.02 GS-Lobby

The VIP luggage collection trolley



- > *Elegant design with premium surfaces*
- > *Attractive, durable carpet lining*
- > *Optional locking brake*



GS-LOBBY

Stainless steel, electro-polished, optional locking brake

CARPET DECOR

-  Grey melange
-  Red

■ **First impressions count!** A porter trolley used specially for the luggage of VIP passengers.

Quality

Stainless steel, surface electro-polished or gold-plated. Platform with carpet and deflectors on the corners.



Equipment

Wanzl bonded-on castors, diameter 160 mm, rubber tread. 2 fixed castors and 2 swivel castors as standard.

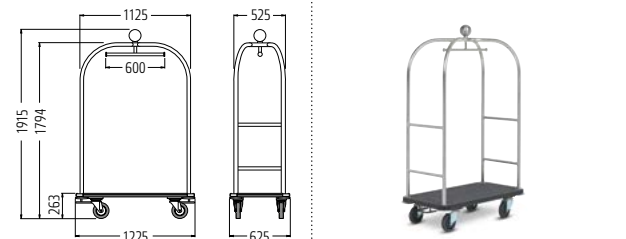


Prevents the trolley accidentally rolling away

Optional brake. When applied, two castors are locked simultaneously.

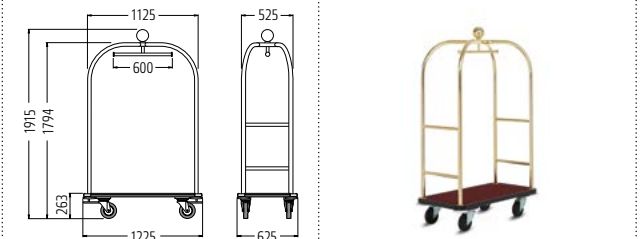


GS-Lobby in stainless steel look



Order no.	05.65428.31-V007
Load capacity	200 kg
Weight	52 kg
Castors	2 swivel / 2 fixed castors
Castor diameter	160 mm
Tread	Rubber, low-noise
Material	Stainless steel
Surface	Electro-polished
Carpet	Grey melange
With locking brake	Optional
Protection	Platform with all-round bumper

GS-Lobby in gold look



Order no.	05.65428.58-V005
Load capacity	200 kg
Weight	52 kg
Castors	2 swivel / 2 fixed castors
Castor diameter	160 mm
Tread	Rubber, low-noise
Material	Stainless steel
Surface	Gold-plated
Carpet	Red
With locking brake	Optional
Protection	Platform with all-round bumper

05 Access Solutions



05 Access Solutions

Elegant access solutions with innovative technology

■ **It is important for investments to pay off quickly.** Today, modern technology automatically supports or takes over activities and functions in many areas. Entrances are monitored without personnel, monitoring systems accept barcodes and cashing up is carried out reliably in chargeable areas before or after use.

■ **For more than 50 years** Wanzl turnstiles, swivel doors, customer guidance systems and barriers have been a mainstay of the product range. Modern access gates, self-boarding gates and checkout systems for chargeable areas round off the portfolio. Innovative, high-quality Wanzl security products are used in all kinds of critical locations requiring security against unauthorised access while granting unrestricted access to authorised persons.

05.01 Self-Boarding Gate

Automated access for boarding and pre-security areas

- > With integrated boarding pass reader
- > High throughput of up to 30 people/minute per passage
- > Certified by AEA (Association of European Airlines)




SELF-BOARDING GATE
based on Galaxy Gate 1.1

■ Our Galaxy Gate 1.1 with automated boarding pass control allows for fast, staff-free boarding.

This effectively reduces queues in the boarding area, giving ground staff more time to focus on those passengers who need extra support, such as elderly passengers. This ensures higher customer satisfaction for all passengers.

Wanzl Access Manager

Our web application includes a clearly arranged dashboard that shows the current operational status of the gates. All incidents (e.g. access denials, number of openings, etc.) can also be tracked and evaluated.



05.01 Self-Boarding Gate

■ **Secure and fast** – The robust toughened safety glass swivel arms open and close in seconds to enable high passenger throughput in the passenger traffic control system.

Passengers simply have to scan their printed ticket or their digital boarding pass on their smartphone at our self-boarding gate. The stored data is compared in the shortest possible time and the access authorisation is checked. If everything is in order, the toughened safety

glass swivel arms open immediately and the passenger can enter the next area. If the boarding pass is invalid, access is denied. The passenger is then requested directly via the integrated information display to contact the available personnel for further verification.

Monitoring of the passage area

When not in use, the glass arms are generally closed. If there are still people in the exit section of the gate, the swivel doors remain closed.



Controlled access

Boarding pass reader with information display and printer. Boarding passes are read by the integrated barcode reader (no contact). RFID readers can also be integrated on request for special approvals. In the event of a last-minute seat change by the airline, the passenger receives a notification on the information display. The integrated printer then issues a new valid pass for the new seat.



Barrier tapes


If departure gates are not going to be used for a while, the boarding gate can also be cordoned off manually using barrier tape.



05.02 Galaxy Gate® 1.1

Automated access for VIP lounges or staff area

- > Front signalling ensures clear customer guidance
- > Integrated moving light results in easier orientation
- > High level of security thanks to integrated sensors



The Galaxy Gate 1.1 is equipped with integrated, intelligent sensor technology. This sensor system detects if a person is attempting to gain unauthorised access.

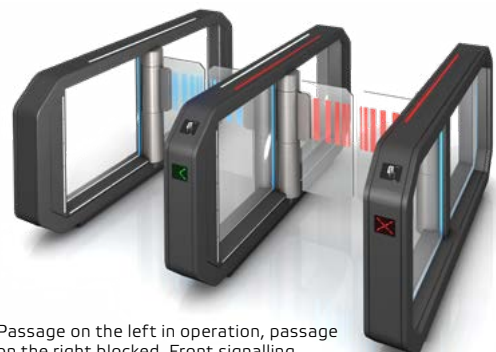
VIP lounge payment access point



In combination with our V21 ticket and checkout terminal, Galaxy Gate becomes a payment access point for VIP lounges.

Features that inspire

The non-stop moving light on the upper side displays each gate's operating status and signals through passage upon release.



Passage on the left in operation, passage on the right blocked. Front signalling (< / x) indicates even from a distance whether the access area can be entered.

05.02 Galaxy Gate® 1.1

■ **The Galaxy Gate 1.1** can always be adapted to individual requirements and, with its extensive and innovative equipment, consistently ensures smooth and reliable processes.

The Galaxy Gate application management is available in an online and offline version. The online version can, for example, manage external machines, payment stations, card readers and other peripheral devices with each other. The remote connection ensures rapid and effective support when needed. The offline version integrates existing scanners that are already used for access control at the site.



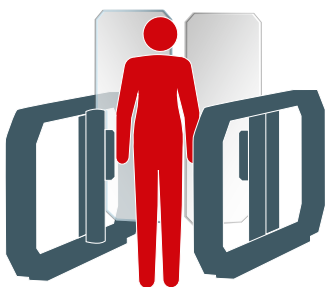
Maximum protection against climb-over by means of extra-tall toughened safety glass swivel arms

Quickly visualise your project

Try our Galaxy Gate configurator! Place multiple gates alongside each other, select the right accessories for you, and design the access solution in your preferred colour.




Link to configurator



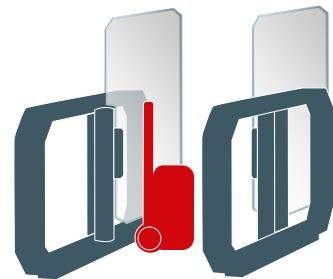
Safety zones

Staying in the sensor area for a long period is regarded as manipulation and an alarm is triggered.



Passage with a trolley

The Galaxy Gate can be passed through with a luggage trolley or transport trolley, and will only close once the individual and trolley have passed through.

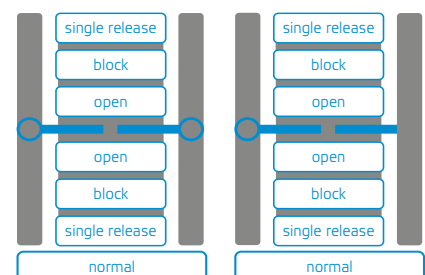


Monitoring of the swivel area

If any object with a minimum size of 10 cm³ is left in the swivel area, this is detected and an alarm is triggered.

How do I control the gate?

All passage instances can be easily controlled from a desktop using the Wanzl Access Manager. Almost all parameters can be adjusted using this tool, and all activity is documented.



Gate control in the Wanzl Access Manager

05.03 Galaxyport

Dedicated access point with a transparent ESG safety glass swivel arm

- > ESG safety glass swivel arm length up to 1150 mm, LED-lit
- > LED glass dome with integrated RFID reader
- > Sensor-controlled direction detection, two-way



GALAXYPORT
Standby
with tall swivel arm



GALAXYPORT
Access granted: Green



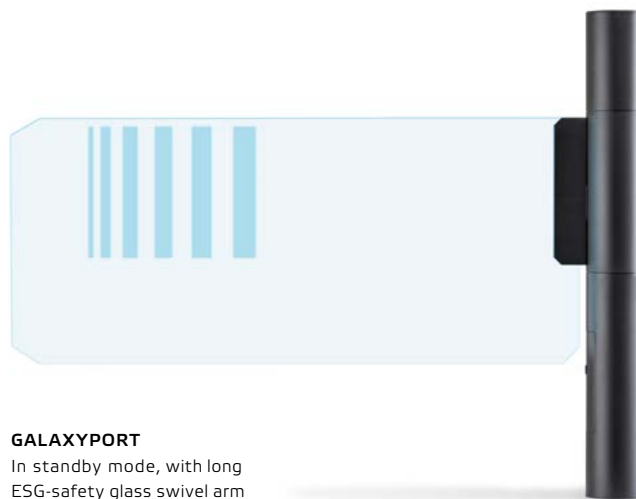
GALAXYPORT
Access denied: Red

05.03 Galaxyport

■ **The Galaxyport Dedicated Access** opens in two directions by means of an RFID reader integrated into the glass dome. The integrated sensor system detects the direction in which the ESG safety glass swivel arm needs to open.



GALAXYPORT
Free passage with tall swivel arm



GALAXYPORT
In standby mode, with long ESG-safety glass swivel arm

Design

Stainless steel column design. The ESG safety glass swivel arm is opened using state-of-the-art microprocessor-controlled drive technology; adjustable opening period and impulse-controlled closing function. Integrated alarm system, programmable WEAC control with WEB server option for control via a smartphone. LED operating status display integrated into glass end cap, LED swivel arm illumination. Can be released in two directions using various external readers, a control panel, or an integrated RFID reader.

Accessories

- Footfall frequency measurement (WCC)
- Climb-over alarm
- Crawl-under alarm
- Control panel
- Control program for the external PC
- WEB control panel
- Base support



GALAXYPORT
The operating status in both directions is signalled on the glass dome by means of the integrated LED lighting.

Galaxyport		
	Low swivel arm	Tall swivel arm
Consists of: - Stainless steel housing - Electromotor swivel unit - Adjustable motor speed - Integrated alarm system - LAN interface - Software monitoring - Swivel arms made of ESG safety glass (please order separately)		
Surface	Order no.	Order no.
Electropolished stainless steel	On request	On request
Plastic, powder-coated	On request	On request

05.04 Terminal V21

Interactive vending unit and ticket machine

- > *Modular design thanks to flexible tile technology*
- > *21" full HD multitouch display*
- > *Latest design with integrated light control*



TERMINAL V21
Pat. pend.

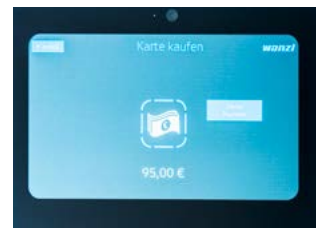
Individual

Offers a high degree of flexibility and simple adaptation to relevant requirements through the use of insertable and replaceable tiles in the glass front.



Operation

The integrated 21" multi-touch display in combination with interactive user guidance makes operation simple, clear and intuitive.



Varied payment options

Debit/credit card terminal with PIN pad, micropayment via NFC, coin recycler, banknote reader and more.

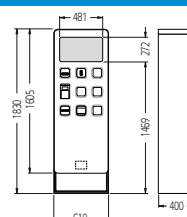


■ **The interactive V21 ticket and checkout terminal** impresses with its intuitive and user-friendly operation. It is always available for use, meaning staff are free for other tasks. It is also possible to receive statistics and frequency measurements.

Ticket and print system design

- RFID ticket issue and return
- RFID paper ticket issue
- RFID reader
- 1D/2D barcode
- Wristband printer
- Receipt or ticket printer

Terminal V21



Order no.

Design

On request

Steel housing, powder-coated iron mica 9160, front made of ESG safety glass with surrounding LED light strip, integrated 21" multi-touch display, integrated receipt printer, LAN interface for data exchange, ETISS terminal management software, heating, remote maintenance

Empty weight (without coins)

Approx. 130 kg, depending on the equipment

05.05 Sonic Gate



Upright for voice announcements on travelators and escalators

- > *Activation by radar*
- > *Freely definable voice announcement*
- > *Preventive measure for increased security*




SONIC GATE

■ **Preventive measure for increased security.** The signal is triggered by a radar control system with a freely adjustable radius of action. The upright is equipped with a PC interface for data exchange as a standard feature.

Sonic Gate	
	
Upright Ø	120 mm
Height	1,267 mm
Material	Polished stainless steel
Optional	
Material	High-gloss chrome-plated

06 Shop Solutions



06 Shop Solutions



Planning, design and implementation of creative shop concepts

■ **Design your duty-free shop together with Wanzl!** For decades, we have been designing modern, creative and impressive shopping environments on a large and small scale. The store design options are endless: we plan the entire store for you including shelving systems, refrigerated display units, entrance systems, baked goods displays, payment systems and much more.

■ **Self-checkout options and automated entrance systems** enable optimised staff deployment. Both staff-free stores and hybrid concepts are possible, which allow extended opening hours of up to 24/7.

Our competent team of interior designers and specialist planners will advise you.



VISIT US AT
www.wanzl.com



GERMANY

Wanzl GmbH & Co. KGaA
Rudolf-Wanzl-Straße 4
89340 Leipheim

Phone +49(0)82 21 / 7 29-0
Fax +49(0)82 21 / 7 29-1000
info@wanzl.com
www.wanzl.com

GREAT BRITAIN

Wanzl Ltd.
Europa House
Heathcote Lane
Warwick CV34 6SP

Phone +44(0)1926/45 1951
Fax +44(0)1926/45 1952
enquiries@wanzl.co.uk
www.wanzl.com

AUSTRALIA

Wanzl Australia Pty. Ltd.
1/1 Hall St
Hawthorn East 3123

Phone +61(0)3/9808 2299
Fax +61(0)3/9808 2266
info.au@wanzl.com
www.wanzl.com